



In-Ovation® X by GAC

Elevating Standards,  
Expanding Possibilities.

# Designed by You

When you make the most successful self-ligating bracket, GAC has set the bar pretty high. But that's the challenge of innovation. Taking the best in class and taking it to the next level.

We spoke to orthodontic professionals across eight countries in three continents. It was a thought-provoking process that revealed more than 100 individual items that were important to the clinicians we spoke with. After the information was collected and collated, we analyzed our findings point by point. This enabled us to hone in on the design elements that the orthodontic community thought were most important. Ultimately, 3 key ideas were identified.



- You wanted a lower profile bracket, especially in the anterior region, that maintained the interactive properties and straight wire principles.
- You wanted a robust clip, strong enough to maintain integrity through the entire course of treatment.
- You wanted a clip that was easy to work with. One that included a hole on the facial surface for a simple opening method and designed to mitigate calculus interference with the opening mechanism.

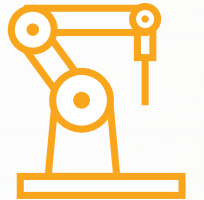
# Developed by Us

With decades of self-ligation expertise, proven clinical results and industry leadership GAC embarked on the development journey. With these ideas in mind, we challenged our engineers and R&D team to design the next generation In-Ovation bracket.

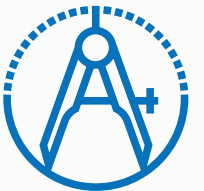
After meticulous sessions of design, testing validation (including a rigorous clinical trial) we arrived at our destination—**the new In-Ovation X self-ligating system.**

# Unmatched Manufacturing Precision

In-Ovation X brackets are engineered and executed in our state-of-the-art Research, Design and Manufacturing Campus in Sarasota, Florida using the latest in digital robotics and automation. This enabled us to refine critical performance requirements, and to increase the level of predictable treatment outcomes for our customers.




Manufactured using the latest in digital robotics.




Precision-tuned angulation and torque for improved control.



Metal injection molded for consistency, accuracy and strength.



# Take a Good Look at Great



## Enclosed Clip Channel

**Mitigates calculus accumulation** that can interfere with clip opening

## Opening Mechanism

Easy opening with **no dedicated instrument**, optimally placed to reduce risk of deformation

## Low-Profile

**Reduced overall profile** up to 14.3% -with no reduction of interactivity- designed for improved patient comfort

## Reduced Curvature

**Improves clip strength** and increased wire retention forces

## Additional Features



### Clip Design

Clip retention feature	Greater clip disassembly force.
Redesigned clip	Delivers tactile feedback when clip is closed.

### Body Design

Tapered occlusal tie-wings	Designed to minimize occlusal interference.
Optimal mesial-distal span	Provides optimal rotational control.
Metal injection molded	Enhances consistency, accuracy and strength.
Triple chamfered slot walls	Facilitates easy wire insertion reducing the chance of archwire binding or crimping.

### Base Design

80 Gauge single mesh	Delivers proven bond strength.
Anatomical base design	Compound contoured to minimize rocking.

### Usability

<b>Placement</b>	Vertical scribe line	Facilitates accurate bracket placement.
------------------	----------------------	---

### Ligation

Enhanced tie-wing undercuts	Accommodates double elastomeric chain or chain and a tie.
Redesigned body contours	Designed to accommodate accessories.

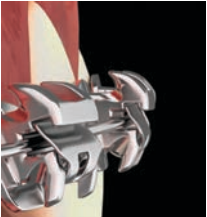
### Identification

Color ID, Laser etched palmer notation	Simplifies identification and bracket inventory management.
--	---

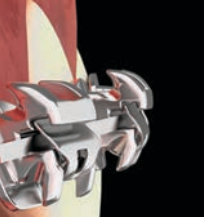
# In-Ovation Means Interactive

In-Ovation X features the dynamic In-Ovation interactive design that lets you start and finish the case with one simple system. As the clinician, you select the degree of engagement between the bracket and wire. In-Ovation X can be passive for leveling and aligning, expressive during the working stages or active for controlled optimal finishing. No matter what philosophical system you use, the In-Ovation X bracket puts success at your fingertips.

## Interactive Control



**Passive Phase**  
Small, round wires slide freely, initiating the tooth movement process as the archwire gently levels the teeth and coaxes them into alignment.



**Expressive Phase**  
Square or rectangular wires are gently seated into the base of the slot without contacting the clip. Programming is expressed, rotations are corrected and space closures are completed.



**Active Phase**  
Rectangular archwires extend beyond the slot to fully engage the clip, providing the active control necessary for functional finishing, uprighting of the roots and adjusting the torque.

## Practice Advantages

The new In-Ovation X unites the clinical performance that you require with the comfort your patients expect. The elegant design is digitally engineered featuring a stronger interactive clip for highly efficient case finishing. The fully encased clip also mitigates calculus interference for improved performance. The keyhole opening on the face of the clip allows the opening and closing of the clip without a dedicated instrument, and is strategically located to reduce clip deformation.

Additionally, the integrated body contours and increased tie-wing clearance make placing ligatures and accessories easier than ever before. The robotic assembly and welded base body enhances stability and performance while the unique polishing process delivers a smooth, lustrous finish.



**Time**  
302.55 minutes vs 476.76 minutes  
With In-Ovation\* doctors realize a chairside time savings of approximately 3 hours per patient.



**Months in Treatment**  
19.83 months vs 23.97 months  
In-Ovation finishes equivalent cases approximately 4 months sooner than traditional brackets with ties.



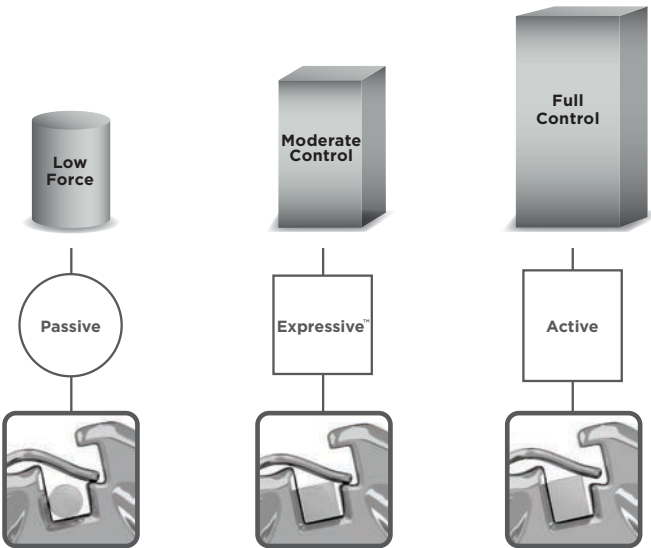
**Appointments**  
9.6 vs 16.26  
In-Ovation averages 40% fewer appointments than traditional brackets with ties.

**Control**  
Choose the degree of engagement between the bracket and wire.

**Performance**  
Strong, easy and efficient.

**Quality**  
Based on decades of leadership in self-ligation.

## Interactivity Guide



Archwire Sizes	.018" Slot	.022" Slot
Passive	.014" .016"	.014" x .016" .018" x .020"
Expressive™	.016" x .016" .018" x .018"	.018" x .018" .020" x .020" .022" x .018"
Active	.016" x .022" .017" x .025" .018" x .025"	.018" x .025" .019" x .025" .021" x .028"

## Patient Advantages

In today's competitive marketplace, it's essential to give patients a reason to choose you. Not only does the In-Ovation X self-ligating system offer reduced chairtime and fewer appointments, but the new clip design can make it easier for your patients to keep their braces free from calculus.

Plus only In-Ovation X lets you offer potential patients the latest self-ligating technology from the most trusted name in the profession.

**Control**  
Low-profile design and contoured edges enhance patient comfort.

**Convenience**  
Fewer appointments and reduced chairtime means more control of your daily schedule.

**Cleanliness**  
Clip design shrugs off calculus for an improved patient experience.

\*Jerry R. Clark, DDS, MS, Jack Gebbie, BS, Datatex Market Research Report Summary: Increasing Practice Efficiency and Profitability Using In-Ovation Self-Ligating Brackets, March, 2007. Datatex is a member of CASRO® - Council of American Survey Research Organizations

---

## Schedule Your Free Lunch and Learn with GAC!

We'll bring lunch to your office and provide a hands-on demonstration for you and your staff!<sup>1</sup>

To sign up for your FREE GAC Lunch and Learn, visit:  
**[dentsplysirona.com/orthodontics/ortholearn](https://dentsplysirona.com/orthodontics/ortholearn)**

1-800-645-5530

<sup>1</sup> Some geographical restrictions may apply.

## The Dental Solutions Company

Dentsply Sirona is the world's largest manufacturer of professional dental products and technologies. We create industry-leading positions and platforms across consumables, equipment, technology, and specialty products. We are committed to introducing new, innovative products and complementary, end-to-end solutions to drive better, safer and faster dentistry.

To learn more, visit us online at **[dentsplysirona.com](https://dentsplysirona.com)**.



**Dentsply GAC International**  
One CA Plaza, Suite 100  
Islandia, NY 11749

©2017 Dentsply Sirona  
All Rights Reserved  
0280-MM-120-289-01 Rev. 01