

How to Measure Inserts

model number

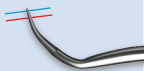
Identify the appropriate **model number**.
(Imprinted on the metal stack)




THINSERT-FG-30K

Match the insert to the appropriate graphic. Hold the top of the grip flush against the edge of the wear guide. Rotate the insert so the tip is flat against the card. Evaluate the insert shape against the graphic.


Optimal: Tip extends beyond blue line.



Reorder: Tip touches blue line. *25% Efficiency Loss*



Discard: Tip touches red line. *50% Efficiency Loss*



Cavitron® Powerline® Fitgrip® Ultrasonic Inserts



PWR 3-FG

82001 Cavitron® Powerline® 3 Fitgrip® 30K Ultrasonic Insert



PWR 10-FG

82002 Cavitron® Powerline® 10 Fitgrip® 30K Ultrasonic Insert



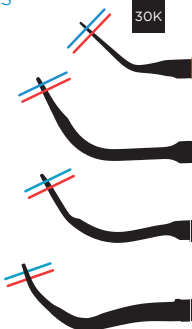
PWR 100-FG

82003 Cavitron® Powerline® 100 Fitgrip® 30K Ultrasonic Insert



PWR 1000-FG

82004 Cavitron® Powerline® 1000 Fitgrip® 30K Ultrasonic Insert



Cavitron® Slimline® Fitgrip® Ultrasonic Inserts



SLI 10R-FG

82007 Cavitron® Slimline® 10R Fitgrip® 30K Ultrasonic Insert



SLI 10L-FG

82006 Cavitron® Slimline® 10L Fitgrip® 30K Ultrasonic Insert



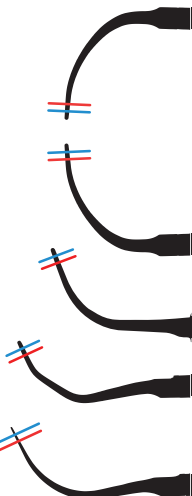
SLI 10S-FG

82005 Cavitron® Slimline® 10S Fitgrip® 30K Ultrasonic Insert



SLI 1000-FG

82008 Cavitron® Slimline® 1000 Fitgrip® 30K Ultrasonic Insert



Cavitron® Thinsert® Fitgrip® Ultrasonic Insert



THINSERT-FG

82009 Cavitron® Thinsert® Fitgrip® 30K Ultrasonic Insert

This tool is offered as a guide to assist you in measuring your ultrasonic inserts for wear. Measurements are subject to variations in manufacturing and user handling of both the insert and the guide, and therefore results may vary. Responsibility for determining when to replace a tip resides with the user. This guide should not be used for inserts that have been subjected to improper use or whose tips have been bent or reshaped as it will not provide reliable information.

Tip Wear Indicator

Worn tips can cause the use of excessive pressure while scaling, which results in discomfort for both the clinician and patient.



OPTIMAL SCALING AREA

Ultrasonic inserts move from a fixed point.



REDUCED SCALING AREA

Using worn tips reduces the scaling area being scaled.

Cavitron® Powerline® Ultrasonic Inserts



PWR 10

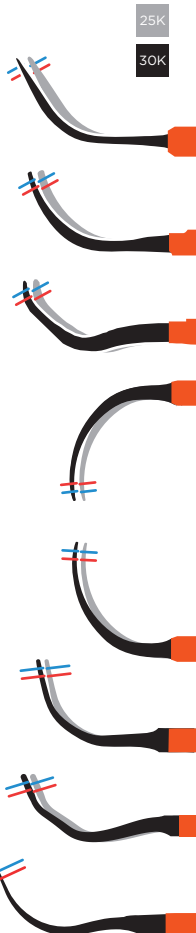
80293 Cavitron® Powerline® 10 25K Ultrasonic Insert
80294 Cavitron® Powerline® 10 30K Ultrasonic Insert

PWR 100

80795 Cavitron® Powerline® 100 25K Ultrasonic Insert
80798 Cavitron® Powerline® 100 30K Ultrasonic Insert

PWR 1000

80796 Cavitron® Powerline® 1000 25K Ultrasonic Insert
80799 Cavitron® Powerline® 1000 30K Ultrasonic Insert



Cavitron® Slimline® Ultrasonic Inserts



SLI 10R

80394 Cavitron® Slimline® 10R 25K Ultrasonic Insert
80397 Cavitron® Slimline® 10R 30K Ultrasonic Insert

SLI 10L

80393 Cavitron® Slimline® 10L 25K Ultrasonic Insert
80396 Cavitron® Slimline® 10L 30K Ultrasonic Insert

SLI 10S

80392 Cavitron® Slimline® 10S 25K Ultrasonic Insert
80395 Cavitron® Slimline® 10S 30K Ultrasonic Insert

SLI 1000

81569 Cavitron® Slimline® 1000 25K Ultrasonic Insert
81570 Cavitron® Slimline® 1000 30K Ultrasonic Insert

Cavitron® Thinsert® Ultrasonic Insert



THINSERT

81551 Cavitron® Thinsert® 30K Ultrasonic Insert