

Perfect patient
views in minutes.
Every time.

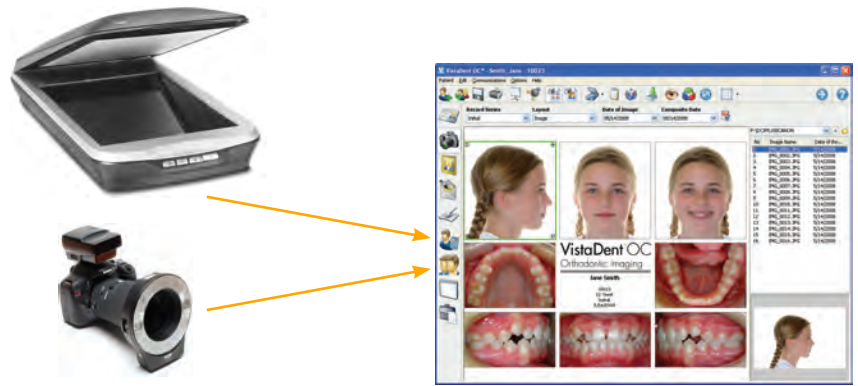


GAC's VistaDent® OC
Orthodontic Imaging

Digital Imaging

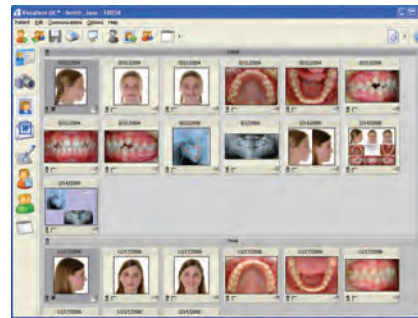
Capture

Quickly import patients' records from your camera into VistaDent OC. The program works with all digital cameras and TWAIN compliant scanners. VistaDent OC also integrates with most popular digital x-ray systems and digital model software packages.



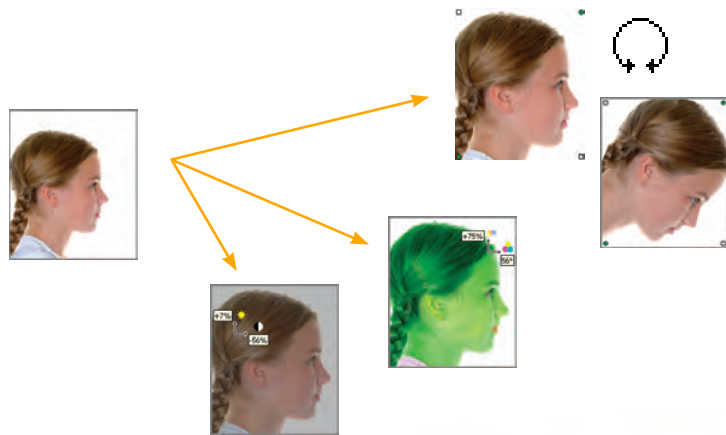
Organize & Customize

Organize your records using a system that makes sense to you. VistaDent OC has the ability to customize the properties and names of any image or record series. You can store up to 97 images in each of the available 36 record series. All images can be cropped to any size or format.



Manipulate

Manipulate images using the precise crop, rotate, and zoom tools built right into VistaDent OC. Correct color hue, brightness and contrast as needed.



Print

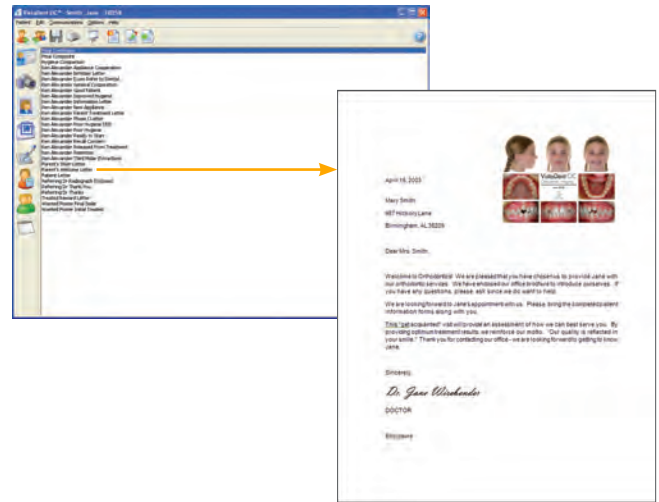
Print amazing, high-quality composites to give to your patients or referring doctors. With VistaDent OC you can create composites using any image you have stored in the program.



Communication & Integration

Letter Writing with Microsoft® Word

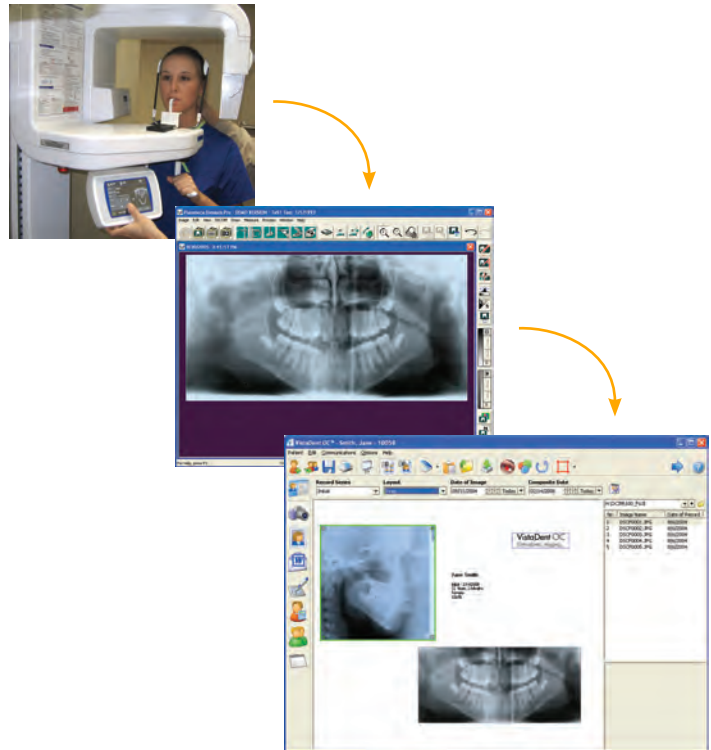
Exclusive letter writing integration with Word 2000 and greater, allows you to insert patient images and demographic information into your correspondence.



Integration with Digital X-ray

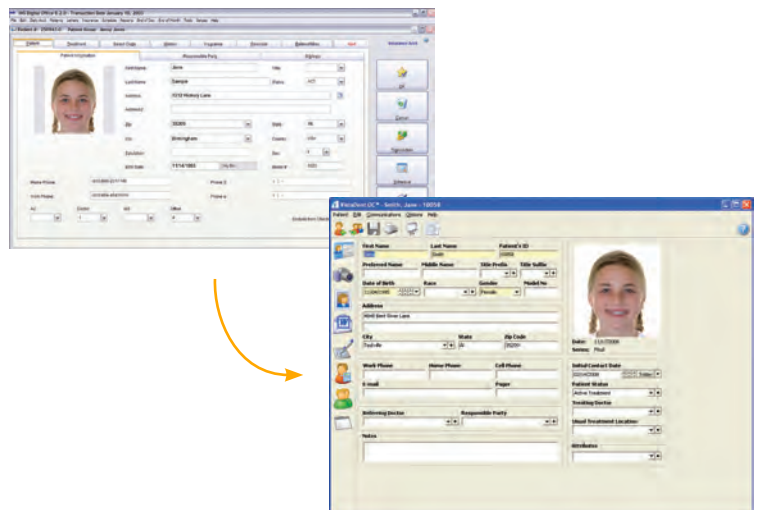
Integration is as easy as clicking a button to launch the digital x-ray software, selecting the image you want, and then exporting to VistaDent. We integrate with the following x-ray systems:

- Durr Dental (DBSWin)
- Gendex (Vixwin Pro)
- Instrumentarium (Clinview)
- Kodak (Trophy)
- Orex (Dent-a-View)
- Planmeca (Dimaxis)
- Sirona (Sidexis)
- Soredex (Digora)
- Tigerview (Air Techniques)



Integration with Practice Management Systems

VistaDent supplies an open interface allowing for easy integration with practice management systems. Double data entry is eliminated with a single mouse click which streamlines the data entry process. Integration currently exists with most major practice management systems.



Tracing & Analysis

X-ray Analysis

VistaDent OC comes standard with 45 stock analyses for x-ray tracing. The simple process allows you to plot points with the chosen analysis, and see your results in real time. While digitizing you have the ability to zoom in on areas of interest in order to precisely define the points. A universal list of point names will assist you in identifying and locating the points correctly. VistaDent OC supports predefined analyses on the following X-rays:

- Lateral Cephalometric
- Frontal Cephalometric
- Panoramic
- Submento-vertex (SMV)
- Wrist X-Ray

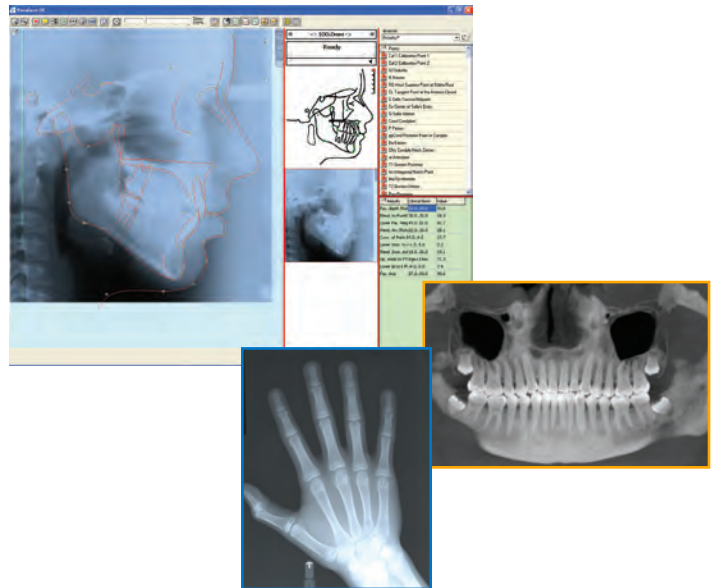
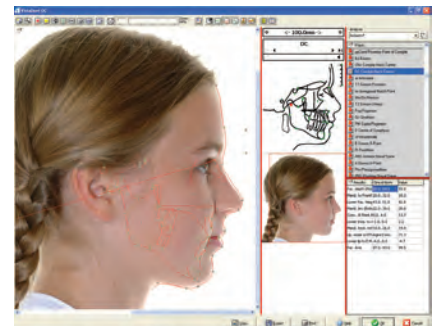


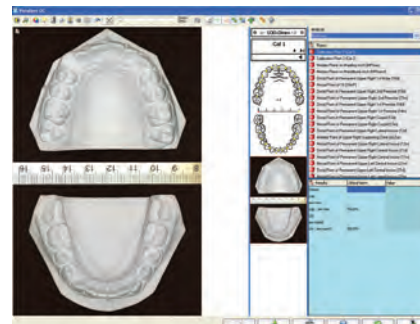
Image Analysis

VistaDent OC has the ability to do analyses on any images stored in VistaDent. It also features pre-defined soft-tissue analyses that can be performed on the Lateral, Frontal and Frontal Smile images.



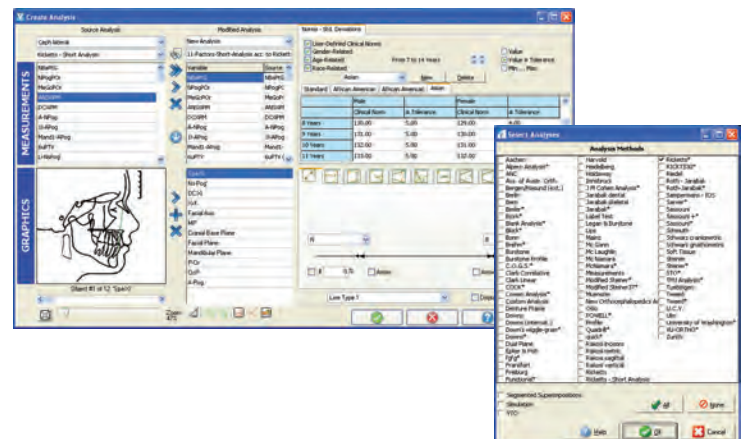
Model / Cast Analysis

VistaDent OC features analyses for Deciduous, Mixed and Permanent dentition models. Simply import a picture of the upper and lower views and trace the teeth. This analysis will identify arch length discrepancies, symmetry issue and tooth width problems.



Custom Analysis

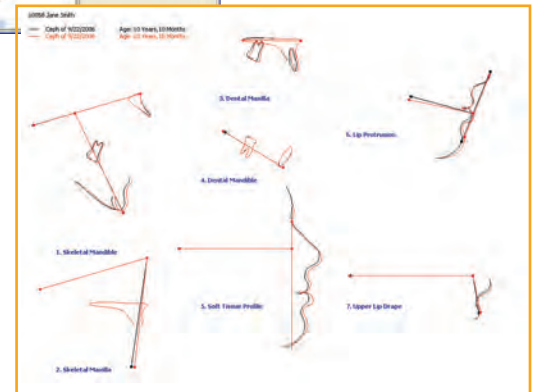
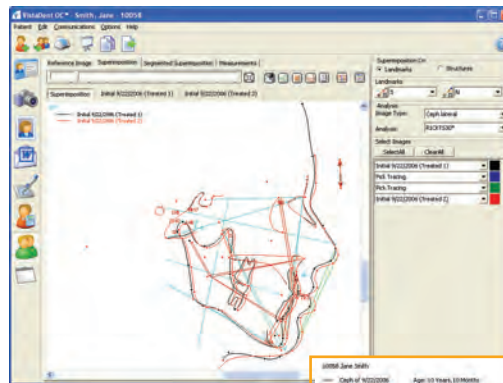
VistaDent OC includes a tool that allows you to take components from any pre-defined analysis to create your own. Simply choose a line, measurement or angle from any existing analysis and drag it to your custom analysis. Within minutes, you can customize your own clinical evaluation. symmetry issue and tooth width problems.



VTO & Treatment Planning

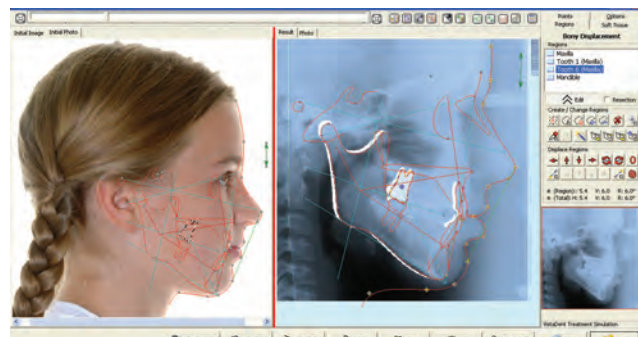
Superimposition

The superimposition tool allows for comparison of multiple tracings. This can be performed by overlaying two pre-defined points or orthodontic structures. Many experts believe that the method of structural alignment is the most accurate way to compare tracings.



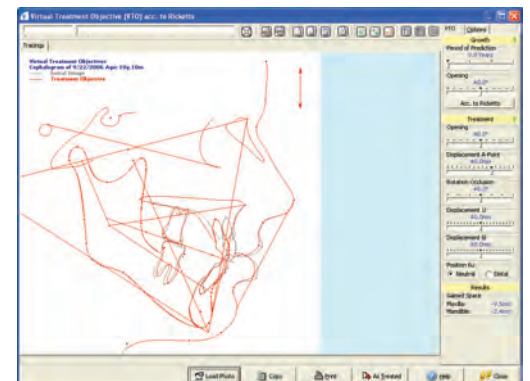
Treatment Simulation

VistaDent OC provides the capability to do full surgical and orthodontic workups. The interface provides the ability to cut custom bone segments and create unique soft tissue algorithms, providing accurate simulations.



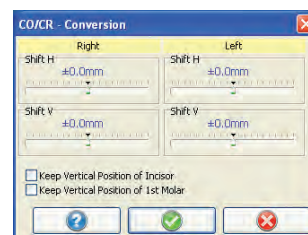
Ricketts VTO

Using Ricketts' principles, VistaDent OC features the most user friendly Orthodontic VTO available. Simply use sliders to control the growth and treatment variables which produce an accurate simulation of your proposed treatment outcome.



CO/CR

Using the CO/CR sliders, you can create a tracing with correct condyle positions. These corrected tracings can be used for superimposition, analysis or VTO purposes.



GAC's VistaDent[®] OC Orthodontic Imaging



The Dental Solutions Company

Dentsply Sirona is the world's largest manufacturer of professional dental products and technologies. We create industry-leading positions and platforms across consumables, equipment, technology, and specialty products. We are committed to introducing new, innovative products and complementary, end-to-end solutions to drive better, safer and faster dentistry.

To learn more, visit us online at dentsplysirona.com.



Dentsply GAC International
One CA Plaza, Suite 100
Islandia, NY 11749

©2016 Dentsply GAC Intl.
All Rights Reserved
0280-MM-120-027-05 Rev. 02