

Perfect endodontics

Following the initial diagnosis, the I-CON workflow combines maximum planning certainty with ergonomically optimized procedures. Thanks to 3D visualization of the tooth, you are in advance aware of the position of the root; and with Teneo and its integrated endodontic package, ergonomic and efficient workflow is guaranteed without being bothered by additional hardware. By its nature, the I-CON Endodontic workflow sets a new standard in endodontic treatment.

Efficiency

3D X-ray images and 3D Endo™ software allow you to perform optimal diagnosis and efficiently proceed with complicated cases. Detailed planning means treatments can be performed in fewer sessions and it is also possible to do it minimally invasive. This makes the treatment process more efficient and safer – for you and your patients. Furthermore, integrated endodontic function in Teneo saves time during the treatment and associated hygienic processes.

Safety

Maximum planning certainty with 3D X-ray images means you already know the position of the root canal before opening the tooth. Therefore you know how to approach the case and whether it is more optimal to refer it. Another advantage of I-CON: the hands-free operation of Teneo together with integrated file library help you to perform your treatment in a safer way. And when you need to take a control image during the treatment, this can be done directly at the treatment center with Helidont Plus and Xios XG Supreme sensors.

Pleasure

3D Endo™ software together with the Sivation monitor form an advanced chairside communication system for you to explain the cases to the patients easily and in understandable way. Teneo not only guarantees an ergonomic treatment position for the dentist, but also ensures a comfortable positioning for patients and prevents from having any back pain even during long-lasting endodontic treatments. This means both you and your patients feel good.

Dentsply Sirona

Sirona Dental Systems GmbH
Fabrikstraße 31, 64625 Bensheim, Germany
dentsplysirona.com

THE DENTAL
SOLUTIONS
COMPANY™



THE DENTAL
SOLUTIONS
COMPANY™



I-CON Endodontic workflow

Simple. Work. Flow.



Procedural Solutions

- Preventive
- Restorative
- Orthodontics
- Endodontics
- Implants
- Prosthetics

Enabling Technologies


- CAD/CAM
- Imaging
- Treatment Centers
- Instruments

All rights reserved with respect to required alterations and any possible errors in this text. Order No. A91100-M41-C068-01-7600, Printed in Germany, Dispo No. 04601, OEW 0217.V0



Less Work. More Flow.

The „intelligently connected workflows“ from Dentsply Sirona, or I-CON workflows for short, are precisely coordinated, high-quality products that connect the individual work steps to make a particularly efficient, safe, and flexible workflow due to their software-controlled interfaces.



Xios XG Supreme
Digital intraoral sensors guarantee a quick and precise initial diagnosis, which is also comfortable for patients.





Orthophos SL 3D

- Best image quality
- Easy handling
- Variety of 3D volume sizes (smallest volume 5 x 5.5 cm)



One follows the other. The I-CON process enables treatment planning directly on the screen.





3D Endo™

- Complete visualization of the case
- Calculate the working length and depth of the access cavity in 3D
- Plan your treatment instrument



Thanks to the integrated endodontic tabletop function with a file library (reciprocal files included), you can start the treatment straight away.

Teneo

- Integrated endodontic function with ApexLocator
- Immediate intraoral image capture directly at the treatment center
- Ergonomic treatment and patient positioning

“With Orthophos SL and 3D Endo™ software, virtual planning of endodontic treatments is now possible for the very first time. This minimizes the risks for your patients. Simple visualization of the canal anatomy is also a good tool for patient communication.”



Dr. Tomas Lang,
Specialist in endodontics
Essen, Germany

For the perfect treatment

