



Modern Office Design

A Design Vision for
2020 and beyond

Dentsply Sirona Canada

60 Courtney Park Drive West, Unit 1
Mississauga, ON L5W 0B3 Canada

dentsplysirona.com

THE DENTAL
SOLUTIONS
COMPANY™



What is your
Vision
for your office design?



Here are some questions to get you started.

Make your notes here

What does your dream office look like?

What design look & feel would you like to project?

How would you like to personalize your office?

What kind of environment would you like to work in?

What kind of patient experience would you like to create?

What kind of patients are you trying to attract?

What specialties are you planning on offering?

What role might technology play in your practice now and in the future?

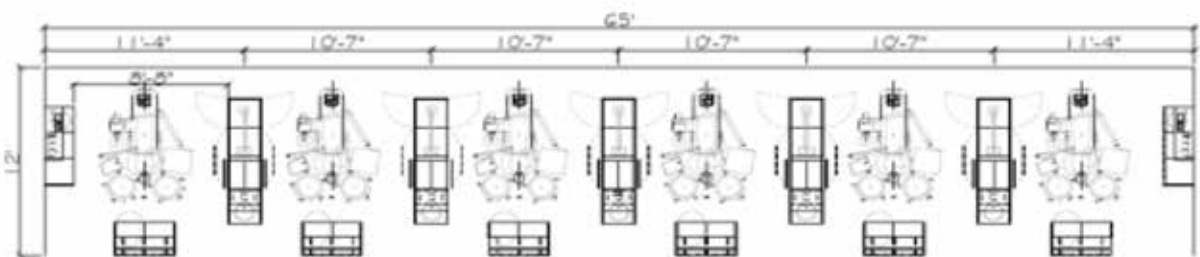
Modern Office Design concepts

When building new, expanding or renovating your dental office, creating a unique patient centered experience can be challenging.

At Dentsply Sirona our design vision for 2020 and beyond is to utilize best in class integrated technologies, innovations and design philosophies that create the **Ultimate Modern Office Design** concepts.



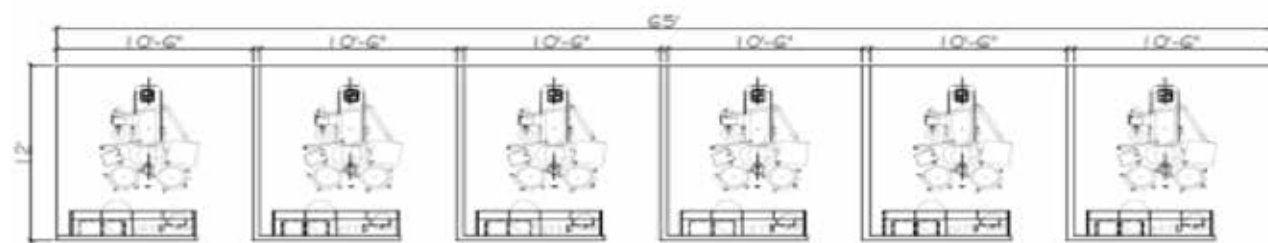
Traditional Office Design Philosophy – Open Bay



Patients today are more educated than ever before and expect a different treatment experience than they have had in the past.

The traditional open bay concept can create many challenges in modern day dentistry. This furniture focused concept limits the working space, design flexibility and ergonomic efficiencies of the operatory while posing possible challenges around patient privacy and ever changing infection control guidelines.

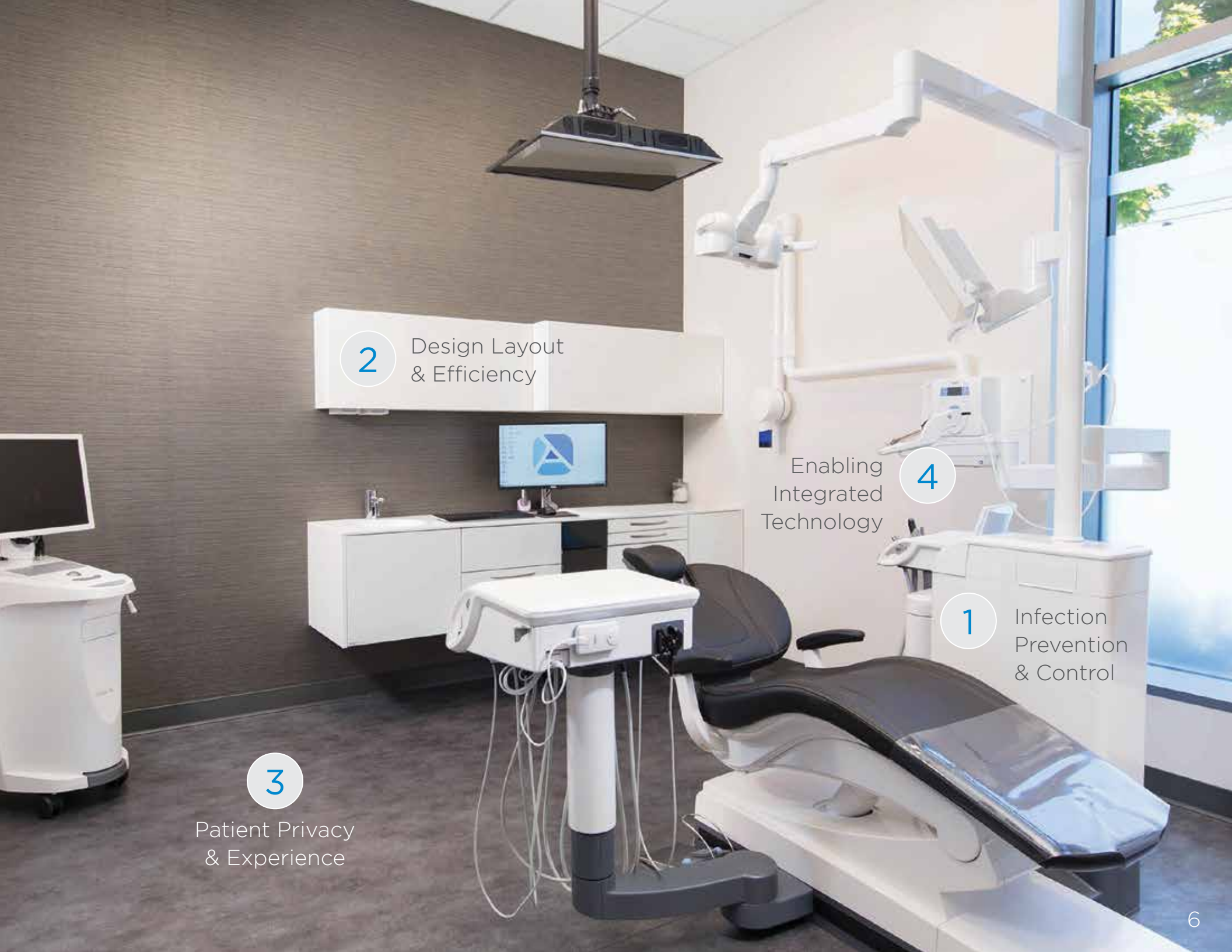
Modern Office Design Philosophy – Single Entry



A self contained operatory design allows for the ultimate patient experience while maintaining the most efficient dental workflows. This private, quiet, patient-centric environment enables better infection control practices within the operatory.



Dentsply Sirona's integrated technology philosophy allows for a minimalistic design concept that reduces the furniture requirements and promotes better design efficiency while allowing complete freedom of movement within the operatory. Less furniture also results in optimizing the overall cost per operatory.



2 Design Layout & Efficiency

Enabling Integrated Technology

4

1 Infection Prevention & Control

3

Patient Privacy & Experience

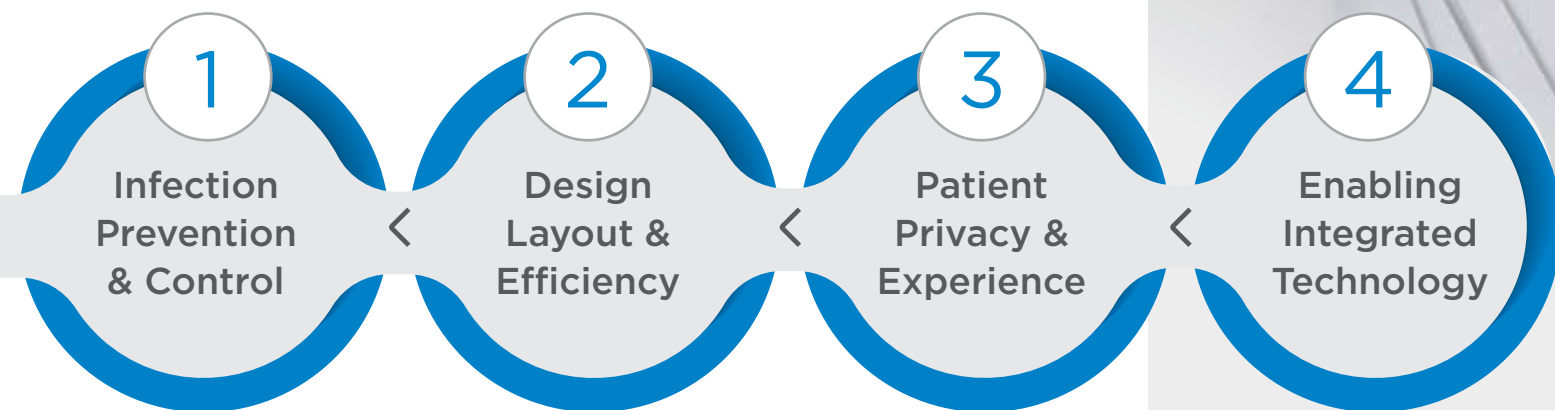
Modern Office Design Philosophy – Single Entry

What is the optimal office design for your practice? One that creates the best experience for your patients and clinicians by promoting a comfortable, efficient, and safe working environment.

Dental office design is about much more than just aesthetics: improvements in your office layout can streamline your patient's visit and improve inventory management and sterilization procedures.

Integrated technology can expand treatment options and reduce setup time, turning a patient's visit into a seamless process. Together, we can develop a cutting edge design concept that is unique to the vision of your practice, one that reflects quality and inspires confidence.

The modern office design concept encompasses **4 distinct pillars of consideration.**



1

Infection Control

Safety you can rely on

The Modern Office Design concept addresses the ever changing infection control requirements that keep patients and dental teams safe.

Single-Entry Operatory Layout

Single-entry concept enables better infection control and reduces aerosol risk in a self-contained environment.



Minimalistic smart cabinetry design by Rēdl, reduces high-touch surfaces and cleaning

An effective hygiene concept is the hallmark of a well-managed practice and a central requirement of patients alike.

In order to protect all members of the dental team, Dentsply Sirona has developed an infection prevention system that strictly complies with the most demanding of requirements.

Avoid cross-contamination with hands-free operation



Hands-free waste and sharps bins

Automatic motor-driven soft-closing cabinetry



Wireless foot control

Hands-free operation for all functions of the EasyTouch display, instruments and the motorized sliding track via the foot control.



LED operating light with sensor technology

The LED operating light can easily be programmed according to the chair positions and be operated hands free.

Integrated Water Sanitation with Purge & Auto Suction Line Cleaning



Build-in sanitation and auto purge

For the periodic cleaning and flushing of the waterways you can simply put the instrument hoses into the integrated sanitization adapters. With the programs "Autopurge" for the daily flushing of the water lines and "Purge" for the flushing after every treatment, all waterlines are cleaned automatically and simultaneously.



Automatic suction line cleaning

In order to prevent germs from coming into contact with the team or the patient, the suction hoses and relevant wastewater lines have to be cleaned regularly. To enable an efficient suction hose cleaning, they simply need to be placed on the integrated sanitization adapters and the process starts automatically at the press of a button.

2

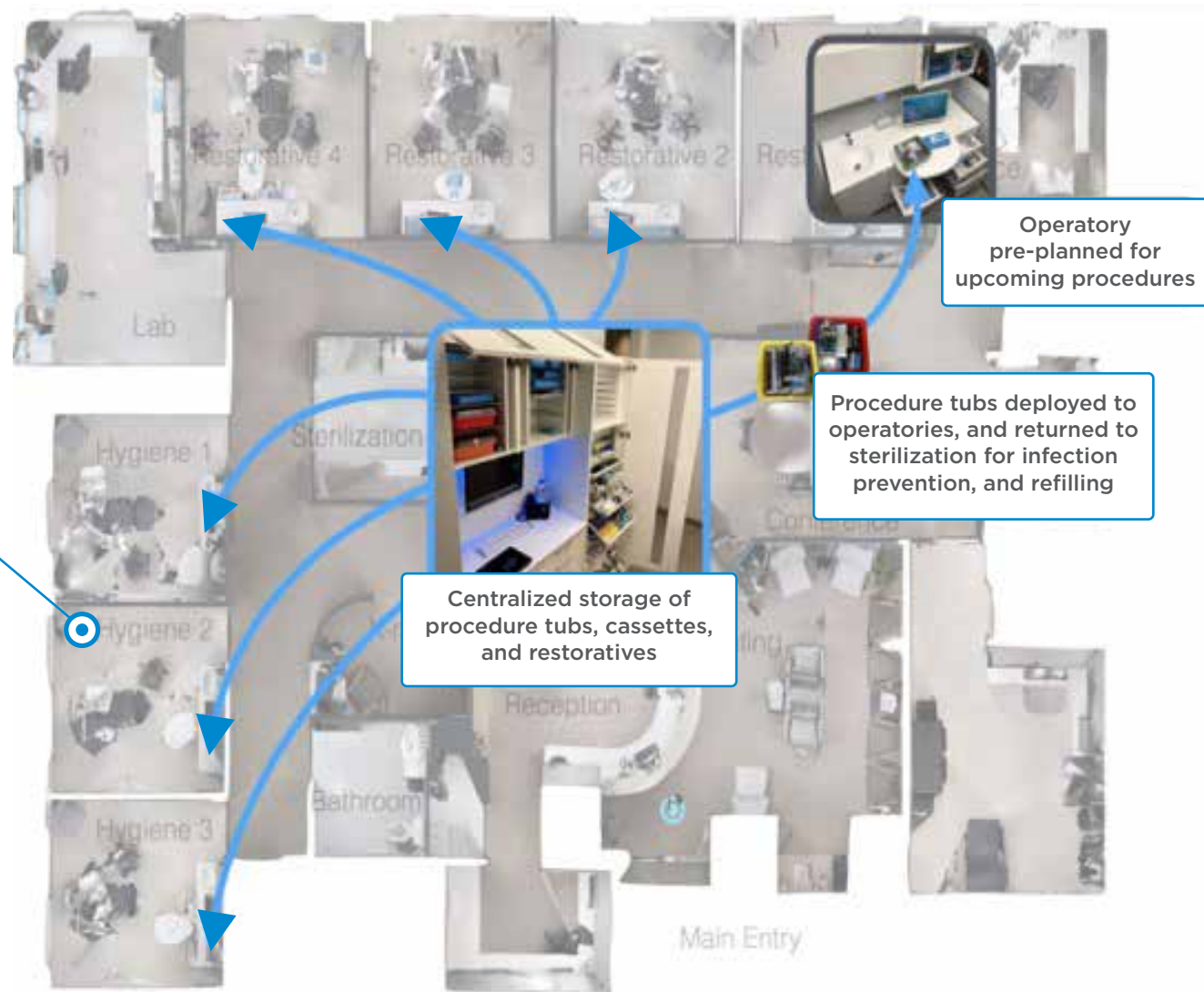
Design Efficiency

Intelligent design is the foundation for workflow optimization.

A centralized storage and distribution system makes for less inventory and more efficient setups. It also helps eliminate side cabinets that not only make the room feel small but add to the congestion within the workspace.

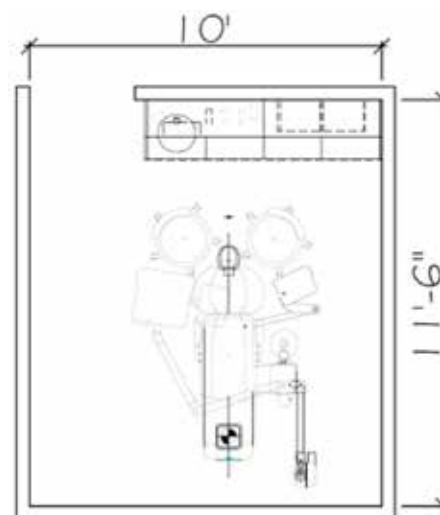


Ergonomics of all instruments from 1 & 11 puts everything within reach of the clinician. With no instrument rear delivery system, there is more than enough space for the CDA to exit behind the clinician. Maximizing working space creates freedom of movement, and increases workflow efficiencies.



Smart Storage System by Rēdl

The large upper cabinet enables effective storage and dispensing of all PPEs as well as procedural tub and trays, giving the clinical team the maximum procedural flexibility.



Composite Tub



CEREC Tub

A properly organized lower rear cabinet allows access to everything the dentist needs for any procedure.



3

Patient Experience

The single entry design ensures a comfortable and private procedural environment, offering patients the first-class experience in a dental visit.




Patient Privacy

This design provides a quiet, private space that is safe for patients to talk about their health histories relax, or watch TV while they wait for the doctors.



Patient Communication

Access to Windows Media Player, Sidexis 4, PowerPoint, intraoral camera images, and educational materials optimize workflows for increased productivity.



Patient-centric Procedure

The single entry concept together with the integrated technology from treatment centres allow clinicians to stay focused on their patients when performing procedures. This integration eliminates the need for additional table top devices such as apex locators and endo motors, giving the room a clutter-free and clean look.

Technology Integration

Any procedure in any operatory

The integrated technology significantly increases the efficiency and potentially reduce the number of visits per treatment, keeping your patients happy and your stress down.

A digitally connected treatment centre seamlessly integrated with Dentsply Sirona imaging and CAD/CAM technology, providing you and your patients with all relevant information needed for a treatment.



Sidexis 4

View your entire network through the HD monitor and control Sidexis 4 via the EasyTouch touchscreen for immediate access to patient records.



Optional Integrated Heliident Plus

Smooth and steady tube positioning ensures clear, high-definition X-ray images



Integrated implantology

Integrated implant library streamlines workflow, while precise torque and speed control maximizes patient safety. Built-in peristaltic pump enables efficient delivery of sterile solution into surgical area.



Integrated endodontics

Integrated endodontics, precise torque and speed control, along with the WaveOne® reciprocal file system and integrated file library, simplifies workflow and helps ensure the highest degree of clinical efficacy.



Teneo

The premium treatment centre with seamless technology integration and the highest standards of quality.



Orthophos SL 3D X-Ray

The complete 2D/3D X-ray system with the highest image quality.



CEREC® Primescan & Primemill

CAD/CAM solutions for single-visit dentistry

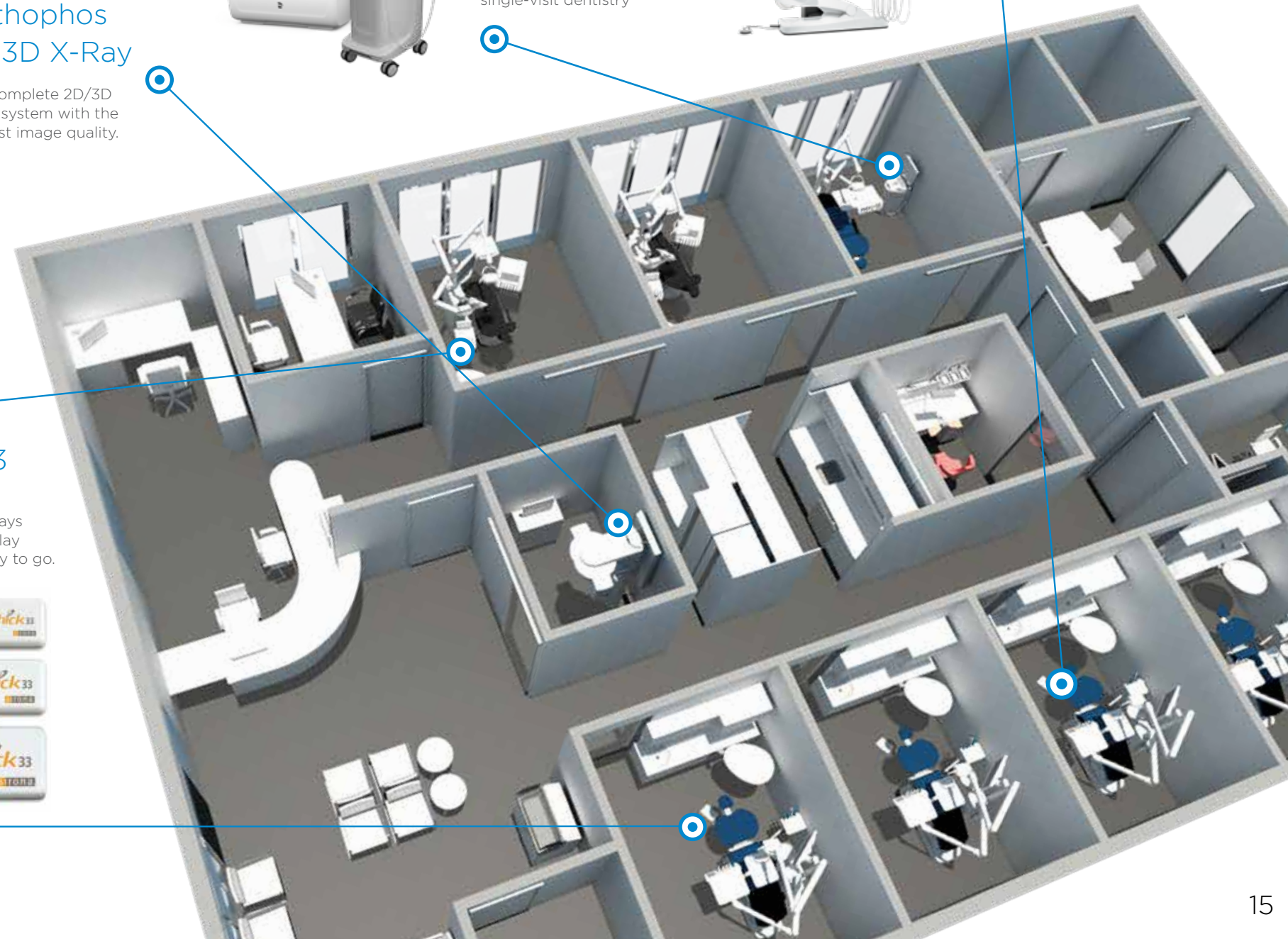


Intego

The entry-level treatment centre is ideal for hygiene service and general checkup.

Schick 33

Built-in USB port makes digital X-rays easy: Plug-and-play and you are ready to go.





"The technology and devices that I use, in particular the treatment centres where we work several hours a day, have to emanate the same esthetic standard as the rooms: modern, simple, timeless, but also with a positive impact on our patients and practitioners."

Dr. Christina Coca
Pacifica Dental
Victoria, BC, Canada



"My fully equipped Teneo and Intego Pro treatment centers form the center point of my practice. They fulfill my high demands on efficiency, ergonomics, and comfort for the practitioners and our patients."

Dr. Mona Patel
Bayshore Dental,
Milwaukee, WI



