

THE DENTAL
SOLUTIONS
COMPANY™



Infection Control

Instrument reprocessing in the dental practice

dentsplysirona.com



Infection control systems for a high level of safety

Infection control in dental practices is becoming even more important, and with such significance comes increased monitoring. Ensure all-round protection for yourself, your practice team and your patients by using instrument reprocessing with a high level of hygienic safety and comprehensive documentation options. Infection control solutions from Dentsply Sirona are suitable for the cleaning, care, disinfection and sterilisation of dental instruments. Regardless of the design of your infection control workflows, we have the appropriate solution.



DAC Universal S

The combination machine cleans, lubricates (if necessary) and disinfects / sterilises up to six straight and contra-angle handpieces, turbines, ultrasonic / sonic handpieces and tips, nozzles of multifunctional syringes and powder jet devices as well as powder jet handpieces in approx. 21 minutes – including cooling.

DAC Premium, DAC Professional

The class B autoclaves are universally suitable for all autoclavable items.

SiroSeal Premium, SiroSeal Professional

With the sealing devices, instruments can be packaged for storage and transportation.





Instrument reprocessing

Straight and contra-angle handpieces, turbines, ultrasonic / sonic handpieces and tips, nozzles of multifunctional syringes and powder jet devices as well as powder jet handpieces place increased requirements on diligent reprocessing as a result of the narrow media channels and the angled interior spaces. Difficulty is increased by technological contaminations such as abrasion and oil residues in addition to typical contaminations from treatments such as blood, saliva, secretions and tissue.

In principle, straight and contra-angle handpieces and turbines must be reprocessed after each patients treatment and require special care. Rotating instruments can be classified as semi-critical (non invasive use) or critical instruments (invasive use). The procedure of reprocessing contains: cleaning, disinfection or sterilisation

(unwrapped) and wrapped sterilisation. Machine reprocessing increases process reliability, whereby the occupational safety for the practice staff is also increased. Mechanical reprocessing is preferable to manual reprocessing for these reasons. All workflows relating to the reprocessing of medical devices must be defined in

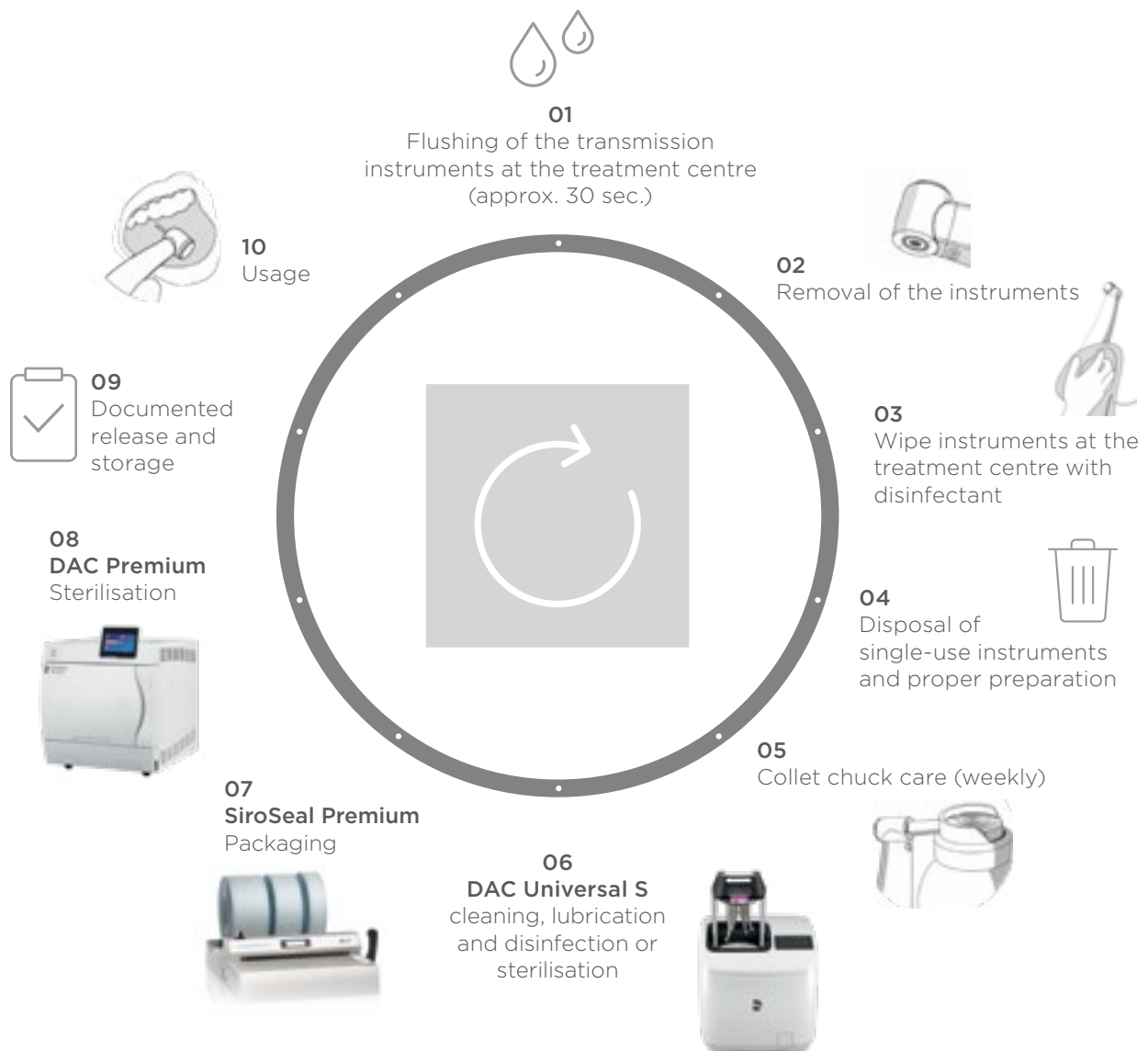
the operating procedures. The reprocessing guidelines from the relevant manufacturers must be taken into account. All reprocessing steps as well as cleaning and disinfection / sterilisation measures should subsequently be compiled in the hygiene plan of the operating practice.

The infection control cycle in machine instrument reprocessing

It begins with correct hand hygiene and thorough disinfection of all patient-related surfaces. Emphasis is placed on the correct reprocessing of medical devices – an ever-present process. It affects all instruments that are brought into the reprocessing room after treatment. Such instruments are then put through comprehensive reprocessing consisting of cleaning,

disinfection or sterilisation, packaging – if necessary – and wrapped sterilisation. The effectiveness and repeatability of the reprocessing processes with DAC Universal S are checked during validation. Medical devices designated for sterile use are wrapped and sealed with SiroSeal Premium. During subsequent sterilisation in

DAC Premium, the instruments are rendered sterile. The packaging protects against recontamination during storage and transportation. All important parameters and the success of reprocessing are documented after the cycle has been completed and then archived on the practice computer.



Instrument reprocessing methods

Cleaning and disinfection

Machine cleaning and disinfection – the safe approach to reprocessing

With machine reprocessing, all process steps involved in cleaning and disinfection are performed by an infection control system. Cleaning is performed using water and, where necessary, cleaning agents are added. Disinfection is mostly thermal without the addition of chemicals. Machine reprocessing methods are preferable to manual methods, and thermal disinfection is favoured over chemical disinfection. Machine cleaning and disinfection devices comply with the requirements of the international standard EN ISO 15883-1 / -2.

Manual cleaning and disinfection

In the case of manual reprocessing, cleaning and disinfection chemicals from spray bottles are used to clean the inside and outside of instruments. To ensure effectiveness, standardised work instructions must be followed very closely. The manual method is very time intensive. For medical devices of invasive use, machine reprocessing is generally recommended.

Semi-manual cleaning and disinfection

Numerous care and infection control devices offer automation of a part of the reprocessing process. The missing process steps have to be carried out manually or by a different machine system (see page 17 “Market overview of care and infection control devices”).

Steriliser classification

The standard for small steam sterilisers EN 13060 differentiates between three classes of sterilisation programs:

Class B – the universal sterilisation type

This autoclave sterilises wrapped and unwrapped solid products and hollow items in accordance with the manufacturer’s specifications. Devices with such programs are referred to as class B sterilisers (e.g. DAC Premium / DAC Professional).

Class S – for sterilisation of medical devices

This autoclave sterilises wrapped and unwrapped solid products and hollow items in accordance with the manufacturer’s specifications (see manufacturer’s declaration). Devices with such programs are referred to as class S sterilisers (e.g. DAC Universal S). The sterilisation result satisfies the same quality requirements as for Class B sterilisers and is to be utilised on semi-critical instruments only.

Class N – for thermal disinfection

This autoclave is used for unwrapped solid products. Class N cannot be used with hollow items.

DAC Universal S

Advantages



reddot winner 2020

Ease of use

- New design
- Touch display with intuitive user interface
- Guided maintenance workflow Check & Clean

Cost-effective and environmental friendly reprocessing

- Low operating and consumption costs – no use of cleaning and disinfection chemicals and only up to 900 mL water consumption per cycle
- Low investment costs in instruments thanks to cooling at the end of the process and therefore quick return to service

Fully automatic reprocessing

- Six instruments in approx. 21 minutes
- Internal and external cleaning, lubrication (if needed) and disinfection / sterilisation of straight and contra-angle handpieces, turbines, ultrasonic / sonic handpieces and tips, nozzles of multifunctional syringes and powder jet devices as well as powder jet handpieces
- Process safety through automatic program selection
- LAN interface for electronic documentation

Certainty

- Cleaning and disinfection / sterilisation process which can be validated
- Cleaning and disinfection process in accordance with EN ISO 15883-1 / -2
- Sterilisation process in accordance with EN ISO 13060 and ISO 17665-1
- Routine Control with chemical indicator class 5 and PCD (Process Challenge Device)



Switch off infection control risks: Switch on DAC Universal S

Comply with infection control standards at the touch of a button and avoid cross contamination: Completely safe with DAC Universal S. Your patients and employees can rely on this all-round protection and put their complete trust in the treatment with the reprocessed instruments.

Conformity with standards

The cleaning process of DAC Universal S is carried out in compliance with the international standard EN ISO 15883-1 / -2, the sterilisation process in accordance with EN ISO 13060 and ISO 17665-1.

DAC Universal S – Disinfection Cycle

Fully automated reprocessing process

DAC Universal S cleans, lubricates (if necessary) and disinfects* up to six straight and contra-angle handpieces and turbines in a fully automated process. Furthermore, ultrasonic/sonic handpieces and tips, nozzles of multifunctional syringes and powder jet devices as well as powder jet handpieces can be reprocessed at a very high level of hygienic safety in DAC Universal S.

Lid variations



Blue Lid

For the reprocessing of straight and contra-angle handpieces, turbines and contra-angle handpiece heads.



Green Lid

For the reprocessing of ultrasonic/sonic handpieces and tips, nozzles of multifunctional syringes and powder jet devices as well as powder jet handpieces.

* no sterilisation



Reprocessing of rotating instruments in a single cycle with the Program Blue Lid



Internal cleaning with cold water

1. Preliminary cleaning
2. Leak test
3. Internal cleaning: The internal spray and drive channels are rinsed with water



Fully automated lubrication

4. Lubrication: The drive channels are lubricated (sufficient for the next treatment)



External cleaning with cold water

5. External cleaning: Pulse wash procedure (multi-cyclical cleaning method)



Disinfection* and cooling

6. Heating up to 134 °C
7. Back-flush: Saturated steam is directed through the instruments
8. Disinfection*: 0.5 min. at 134 °C
9. Cooling
10. The lid opens slightly
11. The lid can now be opened fully

Reprocessing with the Green Lid (identical process to the Program Blue Lid, but without lubrication)



Internal cleaning with cold water



External cleaning with cold water



Disinfection and cooling

DAC Universal S – Sterilisation Cycle

Fully automated reprocessing process

DAC Universal S cleans, lubricates (if necessary) and sterilises up to six straight and contra-angle handpieces and turbines in a fully automated process. Furthermore, ultrasonic/sonic handpieces and tips, nozzles of multifunctional syringes and powder jet devices as well as powder jet handpieces can be reprocessed at a very high level of hygienic safety in DAC Universal S.

Lid variations



Pink Lid

For the reprocessing of straight and contra-angle handpieces, turbines and contra-angle handpiece heads.



White Lid

For the reprocessing of ultrasonic/sonic handpieces and tips, nozzles of multifunctional syringes and powder jet devices as well as powder jet handpieces.



Reprocessing of rotating instruments in a single cycle with the Program Pink Lid



Internal cleaning with cold water

1. Preliminary cleaning
2. Leak test
3. Internal cleaning: The internal spray and drive channels are rinsed with water



Fully automated lubrication

4. Lubrication: The drive channels are lubricated (sufficient for the next treatment)



External cleaning with cold water

5. External cleaning: Pulse wash procedure (multi-cyclical cleaning method)



Sterilisation and cooling

6. Heating up to 137 °C
7. Back-flush: Saturated steam is directed through the instruments
8. Sterilisation: 3 min. at 137 °C
9. Cooling
10. The lid opens slightly
11. The lid can now be opened fully

Reprocessing with the White Lid (identical process to the Program Pink Lid, but without lubrication)



Internal cleaning with cold water



External cleaning with cold water



Sterilisation and cooling

Information on the validation of DAC Universal S

The following information is provided in line with statutory requirements

Validation is a process that tests the effectiveness and reproducibility of the reprocessing procedure. It is composed of installation qualification (IQ), operational qualification (OQ) and performance qualification (PQ).

Validation of a Class S Steriliser is required annually in both Australia and New Zealand. If the practice is utilising the DAC Universal S for the Lubrication and Disinfection cycles, and finalising processing in a Class B autoclave this would not be required. Complete initial validation locally in the practice includes a comprehensive performance qualification in addition to the installation qualification and operational qualification.


The renewed performance qualification (revalidation) must be carried out after 12 months. Revalidation is also required after changes have been made to the device that influence the process parameters or after

a change in loading. The inspection qualification and operation qualification are omitted in the renewed performance qualification.

Batches must be documented; this can be carried out with a printer, using the practice software (also via a network) or via a USB data-logger system.

Routine control tests must be done due to the recommendations of the manufacturer e.g. DAC Universal S requires chemical indicators with every cycle and a steam penetration test with a PCD according to ISO 17665-1 once a week.

Maintenance as recommended by the manufacturer must be performed at the latest after two years or 3,000 cycles. A maintenance kit is available (REF. 67 15 689). The technician must be allowed approx. three working hours.





Process documentation

Process documentation enables complete verification of successful reprocessing. Here, it is not only the process parameters that are stored electronically; compliance with the batch-specific parameters with chemical indicators is also documented.





Electronic batch and process documentation, e.g. MELAPrint



Printer

Time, temperature, serial number and correct running of the sterilisation / disinfection are documented.

Printer DAC Premium / DAC Premium Plus and DAC Professional

REF. GDOTPRINTER




Process documentation via USB stick

The data are stored digitally on the device on a data logger, and transmitted via USB stick to the documentation software. The process is approved, digitally signed and archived.



Requirements and information on installation

Requirements on location: Place DAC Universal S in a well-ventilated location on a flat, heat-resistant table top near to a power source. A compressed air connection of 5 to 8 bar flow pressure is required. The recommended minimum distance to the wall is 10 cm. Further, there must be enough space to enable DAC Universal S to be opened upward. The total height of the open DAC Universal S is 59 cm. The minimum height should be 70 cm in order to prevent possible injuries when opening the lid (risk of crushing).



Installation of DAC Universal S

- A Process documentation:**
RS232 interface: recommended for printer
LAN interface: recommended for the connection with PC, laptop
- B AC connection:**
220 - 240 VAC, 50-60 Hz, 1,300 W
- C Water supply:** Water from a water treatment system can be connected to the water connection via a 6 mm hose. We recommend MELAdem47 as the direct connection. Water can also be filled manually into the water tank. Note: Water quality must be $< 3 \mu\text{S/cm}$.
Note: Maximum water pressure is 6 bar.
- D Compressed air connection:**
Connect clean and dry air (6 mm hose).
The air pressure must be between 5 and 8 bar flow pressure (short-term air consumption: approx. 60 NI/min. at 5 bar).
- E Waste water:** The waste water hose must be manufactured from heat-resistant material and has a diameter of 6 mm. The maximum length is 3 m. Please use the original waste water container (REF. 60 78 526) or a heat rated Siphon from your local plumber for direct connection to the waste water system.

Market overview of care and infection control devices

For the reprocessing of turbines and straight and contra-angle handpieces

	DAC Universal S	Assistina TWIN	QUATTRO care Plus	iCare+	Melatherm 10 Evolution	PWD 8531	PG 8581	STAT- MATIC smart	X-Cid 2	Lubrina 2
Manufacturer	Dentsply Sirona	W&H	KaVo	NSK	MELAG	MIELE	MIELE	SciCan	Micro- Mega	Morita
Cycle time	approx. 21 min.	approx. 10 sec.	approx. 1 min.	approx. 15 min.	approx. 60 min.	approx. 60 min.	approx. 42 min w/o drying	approx. 10 min.	approx. 30 min.	approx. 20 s/ turbine approx. 40 s/c/a
Capacity (instr.)	6	1	4	4	23	6	44	3	3	4
Weight [kg]	26	7.5	10	14	80	55	65	7.3	8	8
Water connection	■	-	-	-	■	■	■	-	-	-
Waste water connection	■	-	-	-	■	■	■	-	-	-
Compressed air connection	■ 0.5 – 0.8 MPa	■ 0.5 – 1 MPa	■ 0.4 – 0.6 MPa	■ 0.5 – 0.6 MPa	-	-	-	■ 0.45 – 0.6 MPa	■ 0.5 – 0.8 MPa	■ 0.3 – 0.5 Mpa
External cleaning	■ (water)	-	-	■ (cleaner)	■ (cleaner)	■ (cleaner)	■ (cleaner)	-	■ (cleaner)	-
Internal cleaning (spray channel)	■ (water)	-	-	■ (cleaner)	■ (cleaner)	■ (cleaner)	■ (cleaner)	■ (cleaner)	■ (cleaner)	-
Internal cleaning (drive channel)	■ (water)	-	-	-	■ (cleaner)	■ (cleaner)	■ (cleaner)	-	-	-
Oil maintenance	■	■	■	■	-	-	-	■	■	■
Disinfection	-	-	-	■ (chemical)	■ (thermal)	■ (thermal)	■ (thermal)	-	■ (chemical)	-
Sterilisation	■	-	-	-	-	-	-	-	-	-
Electronic documentation	□	- ¹	- ¹	■	□	□	□	■	-	-
Instruments can be directly used for semi-critical B	■	- (additional manual or automated internal, external cleaning and thermal disinfection/ unwrapped sterilisation)	- (additional manual or automated internal, external cleaning and thermal disinfection/ unwrapped sterilisation)	■	■	■	■	- (additional manual external cleaning, thermal disinfection/ unwrapped sterilisation)	■	- (additional manual or automated internal, external cleaning and thermal disinfection/ unwrapped sterilisation)
Ultrasonic/ sonic tips	■	-	-	-	■	■	■	-	-	-
Ultrasonic/ sonic handpieces	■	-	-	-	■	■	■	-	-	-
Attachments for multifuncti- onal syringes	■	-	-	-	■	■	■	-	-	-
Nozzles of powder jet devices	■	-	-	-	■	■	■	-	-	-

- available
- optional
- not available

¹ Device is not a washer-disinfector/steriliser
Information based on manufacturers' details (February 2020)

DAC Premium: Highest standards easily achieved

Efficient heating

DAC Premium and DAC Premium Plus use the same double-walled sterilisation chambers (twin-chamber technology) as hospital autoclaves. Chambers are pre-heated with the steam that is subsequently used for sterilisation. As a result, electric heated jackets are no longer required. You save time, energy costs and both you and your patients are protected by the best possible sterilisation result in a reliable and compliant manner.

Quick air evacuation

Sterilisation quality not only depends on the quality of the steam; the performance of the vacuum technology is also substantially responsible for the best possible sterilisation results. The twin-chamber technology also offers a decisive advantage here because the air is very quickly evacuated from the cavities of the instruments, sterilisation packages and the chamber. At the same time, the air is withdrawn from the steam very effectively. This shortens the sterilisation process considerably while simultaneously prolonging the service life of the vacuum pump.

Simple tracing

With autoclaves in the DAC Premium class, you can quickly and easily trace and track the instruments used on patients, and thereby solidify your quality management. You determine which parameters have to and should be queried after sterilisation to ensure release of the batch. With DAC Premium and DAC Premium Plus, this can be carried out with no additional computer or special software.



Left: The DAC Premium Plus has a 23.8 L I chamber. Right: The DAC Premium with a chamber volume of 18.4 L.



All-round simplicity

With the extra-large color touch display, the appearance of the DAC Premium autoclaves also makes them stand out from conventional class B sterilisers. The menu navigation is so intuitive that operator errors are a thing of the past. You can also input any desired settings quickly and easily, or, for example, customise the display background to your tastes.

Safe

- Complies with all relevant norms for certainty
- A higher infection control standard is achieved in the practice
- Reduced risk of contamination for patients
- Documentation with printer, CF card or directly in the PC without additional documentation software is possible

Simple

- Intuitive operation via the color touch display
- Compact solution with integrated fresh water and waste water tank
- Simple installation as a standalone device

High-tech

- Twin-chamber technology
- Particularly rapid air evacuation from instrument chambers and cavities
- High sterilisation quality
- Short sterilisation cycles (e.g. Quick program B in 20 minutes including drying)

Ecological


- Energy saving mode: Automatic reduction of standby temperature
- Pre-selection of the required time to start the autoclave

DAC Professional: An Investment in Quality

DAC Professional is your standard safe and compliant investment. Production in Germany, certified manufacturing standards and a chamber made from stainless steel mean that the devices are high quality and have a long service life. Suitable for all thermostable products and sterilisation types; no additional sterilisation device is therefore required. Operator errors are a thing of the past due to the integrated display and the market-tested operator guidance.



Left: The DAC Professional with a chamber volume of 17 l.



Variable loading options. By turning the tray holder 90°, 3 standard cassettes with lids or 5 trays without lids can be loaded

Safe

- Complies with all relevant norms for certainty
- A infection control hygiene standard is achieved in the practice
- Reduced risk of contamination for patients
- Documentation with printer or CF card (using a CF card reader) without additional documentation software is possible

Simple

- Compact solution with integrated fresh water and waste water tank
- Simple installation as a standalone device
- Easy to operate using the display

Cost-effective

- A quick solution instead of slow tabletop sterilisers
- Easy handling minimises operator errors
- Sterilisation (Quick program S) is possible in just 15 minutes (without drying)
- Activated preheating for short operating times
- Integrated control of fresh water guarantees error-free operation and prevents damage to the instruments



SiroSeal: Seals with the best possible level of safety

SiroSeal Premium

The sealing process is reproducible and can be validated with SiroSeal Premium. Outstanding ease of use, performance and convenient options for process documentation make SiroSeal Premium the new benchmark for sealing devices of this class. And all with an unbeatable heat-up time of 90 seconds and a sealing time of just three seconds.

Packaging process can be validated


SiroSeal Premium meets standardisation requirements in accordance with ISO 11607-2. According to the standard, the process parameters of temperature, contact pressure and sealing time are continuously monitored and documented, and can be confirmed as part of the process validation.

First-class usability


The easily readable LCD display with LED status display, the intuitive 4-button operation, the option of user administration, two integrated USB interfaces and a maintenance counter make the sealing device an intelligent aid that will provide optimal support for compliance with your infection control workflow. The device switches automatically into energy saving mode and then into standby mode.

Seamless documentation

SiroSeal Premium can be connected directly to a PC to document and archive logs simply and safely using documentation software such as MELAt race. As an alternative, the supplied 8 GB USB stick can be used to save process parameters.



SiroSeal Premium



LCD display and LED status display and 4-button operating concept

SiroSeal Professional


Safe, proven and high performing: SiroSeal Professional is a stable, high-performance bar sealing device.

The visual and acoustic indicator that displays, for example, operational readiness after a short warm-up time of about two minutes, is especially noteworthy.

The reproducible sealing time is also indicated visually and acoustically. With the continuously adjustable thermostat, you can adjust the sealing temperature to the packaging material used and then seal several

instruments without any pauses. The sealing seam width is 10 mm. That is significantly more than the minimum width of 6 mm required in the European standard EN 868-5.

With SiroSeal Professional, you can remain flexible in your choice of materials and can rely on having the highest level of safety.



SiroSeal Professional

Water supply

High-quality treated water ($< 3\mu\text{S}/\text{cm}$) is required for DAC Universal S.

The majority of standard water reprocessing systems do not guarantee a constant flow or required return flow protection that would meet this requirement. In order to avoid cycle interruptions due to poor water quality, we recommend the MELAdem47 water treatment system.



i Direct connection: A NitraDem water filter (20 μm) must be installed upstream of DAC Universal S to ensure that the water is clean. This serves to protect your DAC Universal S. REF. 63 12 214

MELAdem47 – connections

MELAdem47 features 3 water outlets.

Depending on the type, up to three devices can be connected.

Water treatment



MELAdem47 has three water outlets, from which demineralised water is available at a pressure of 5-6 bar.

A At outlet A then an infection control system can be optionally connected with or without a water suction pump. The system is not recommended for connection to cleaning and disinfection devices.

B **C** Water outlets B and C are used to connect infection control systems without a water suction pump, e.g. water pistol, DAC Universal S.

Instrument reprocessing in the hygiene area

The infection control area should consist of separate areas which must be designated for the reprocessing of instruments for semi-critical and critical applications. These reprocessing areas must be differentiated into the areas “Dirty”, “Clean” and “Storage.” It is recommended that these three areas are marked accordingly. DAC Universal S must be positioned in the unclean area, directly on the border to the clean area.





Technical data

DAC Universal S

Installation prerequisites	
Electrical power supply	~ 100-127 VAC / 200-240 VAC 50/60 Hz
Power consumption	1.3 kW
Compressed air connection	Input pressure: 5.0 - 8.0 bar; max. Short-term air consumption: approx. 60 NI/min. at 5 bar
Oil Can capacity	0.2 L
Water tank capacity	2.3 L
Water consumption	DAC Universal S: approx. 900 mL. per cycle (Program Pink Lid)
Water quality	< 3 µS/cm
Height open/closed (with Blue/Pink Lid) x width x depth	59 cm / 40 cm x 40 cm x 42 cm
Capacity	up to 6 instruments
Weight	26 kg
Minimum distance from wall/ceiling	10 cm / 70 cm

Installation kit		
Designation	Description / models	REF.
"Siphon" installation kit (Touch)	Including: <ul style="list-style-type: none"> • Siphon with direct connection • Manometer • Hose • Waste water filter (6 pcs.) • NitraClean cleaning tablets (50 pcs.) 	67 09 880
"Waste water tank" installation kit (Touch)	Including: <ul style="list-style-type: none"> • Waste water tank • Manometer • Hose • Waste water filter (6 pcs.) • NitraClean cleaning tablets (50 pcs.) 	66 98 299

Documentation	
RS 232 connections	e. g. printer, documentation software, data logger
LAN	e. g. documentation software

Programs	
Program Blue Lid (6709815)	Cleaning, disinfection and lubrication of straight and contra-angle handpieces, turbines and contra-angle heads 134 °C, 0.5 min disinfection, entire cycle time: approx. 15 min ¹ including cooling
Program Green Lid (6709823)	Cleaning and disinfection of ultrasonic/sonic handpieces and tips, nozzles of multifunctional syringes and powder jet devices as well as powder jet handpieces 134 °C, 0.5 min. disinfection, entire cycle time: approx. 15 min ¹ including cooling
Program Pink Lid (6742907)	Cleaning, sterilisation and lubrication of straight and contra-angle handpieces, turbines and contra-angle heads 134 °C, 3 min. sterilisation, entire cycle time: approx. 21 min ¹ including cooling
Program White Lid (6742931)	Cleaning and sterilisation of ultrasonic/sonic handpieces and tips, nozzles of multifunctional syringes and powder jet devices as well as powder jet handpieces 134 °C, 3 min. sterilisation, entire cycle time: approx. 21 min ¹ including cooling

¹ The cycle times can vary.

DAC Premium / DAC Premium Plus

	DAC Premium	DAC Premium Plus
Reference numbers	65 36 929 (AUS)	65 36 937 (AUS)
Electrical connection	3,400 W / 220 – 240 V / 50/60 Hz	3,400 W / 220 – 240 V / 50/60 Hz
External dimensions (W x H x D)	47 x 56.5 x 57.5 cm	47 x 56.5 x 69 cm
Sterilisation chamber (diameter x depth)	25 x 35 cm	25 x 45 cm
Weight (without load)	59 kg	66 kg
Chamber volume	18.4 L	23.8 L
Max. loading	Instruments: 6 kg or textiles: 2 kg	Instruments: 7 kg or textiles: 2.5 kg
Water tank (aqua dem/aqua dest)	Fresh water side: 5 L (approx. 7 cycles); Waste water side: 3 L	Fresh water side: 5 L (approx. 7 cycles); Waste water side: 3 L

DAC Premium	Operating time (without drying)		Drying time
	Load up to 6 kg of unwrapped instruments	Load up to 2 kg of textiles	
Universal program	21 min.	–	12 min.
Quick program B*	14 min.	–	6 min.
Quick program S**	10 min.	–	2 min.
Gentle program	36 min.	39 min.	12 min.
Prion program	38 min.	–	12 min.

DAC Premium Plus	Operating time (without drying)		Drying time
	Load up to 7 kg of unwrapped instruments	Load up to 2.5 kg of textiles	
Universal program	21 min.	–	12 min.
Quick program B*	14 min.	–	6 min.
Quick program S**	10 min.	–	2 min.
Gentle program	36 min.	43 min.	12 min.
Prion program	38 min.	–	12 min.

All times depending on load, power and water supply. * max 1.5 kg wrapped or 6 or 7 kg unwrapped ** unwrapped

Technical data

DAC Professional

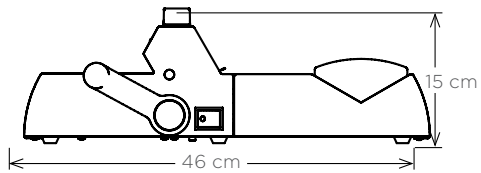
	DAC Professional
Reference numbers	DACPRO
Electrical connection	2,100 W / 220 - 240 V / 50/60 Hz
External dimensions (W x H x D)	42.5x48.5x63 cm
Sterilisation chamber (diameter x depth)	25 x 35 cm
Weight (without load)	45 kg
Chamber volume	17 L
Max. loading	Instruments: 5 kg or textiles: 1.8 kg
Water tank (aqua dem/aqua dest)	Fresh water side: 5 L (approx. 7 cycles); Waste water side: 3 L

DAC Professional	Operating time (without drying)		Drying time
	Load up to 5 kg of unwrapped instruments	Load up to 1.8 kg of textiles	
Universal program	30 min.	-	20 min.
Quick program B*	30 min.	-	10 min.
Quick program S**	15 min.	-	5 min.
Gentle program	45 min.	45 min.	20 min.
Prion program	45 min.	-	20 min.
Vacuum test	18 min. (empty)	-	-

SiroSeal Premium / SiroSeal Professional

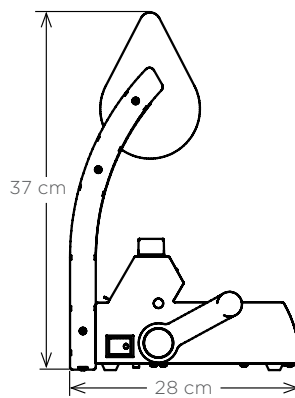
	SiroSeal Premium	SiroSeal Professional
Reference number	65 26 961	65 26 953
Electrical connection	300 W / 220 - 240 V / 50/60 Hz	300 W / 220 - 240 V / 50/60 Hz
External dimensions (W x H x D)	41.5 x 15 x 24 cm	41.5 x 15 x 24 cm
Weight (without load)	5.4 kg	5.4 kg
Temperature range	100 - 210 °C	160 - 200 °C
Sealing time	Approx. 3 sec.	Approx. 3 sec.
Heat-up time	Approx. 90 sec.	Approx. 2 min.
Seal length	max. 275 mm	max. 275 mm
Seal width	10 mm	10 mm
Interfaces	1 x USB memory stick, 1 x USB PC interface	-

"Standard" roll holder



REF. 65 28 801




"Comfort" roll holder



REF. 65 28 819

Ordering information and accessories





DAC Universal S

Product	REF.
 <p>Pink Lid:</p> <ul style="list-style-type: none"> • Pink Lid • 1 bottle of NitramOil lubrication concentrate • Water filter • Hose • Combination filter • Power cable • Screwdriver for adapter • USB stick DAC Universal S • Indicator holder • 1 paper of chemical indicators (30 pcs.) <p>Check & Clean kit:</p> <ul style="list-style-type: none"> • Check & Clean Cap • Check & Clean Lid • NitraClean cleaning tablets • Syringe • Cotton rolls • Screwdriver for waste water filter • Waste water filter 	
 <p>“Siphon” installation kit (Touch):</p> <ul style="list-style-type: none"> • Siphon with direct connection • Manometer • Hose • Waste water filter (6 pcs.) • NitraClean cleaning tablets (50 pcs.) 	67 09 880
 <p>“Waste water tank” installation kit (Touch):</p> <ul style="list-style-type: none"> • Waste water tank • Manometer • Hose • Waste water filter (6 pcs.) • NitraClean cleaning tablets (50 pcs.) 	66 98 299















Accessories	REF.
 <p>NitramOil #2 lubrication concentrate (blue, 6 bottles) for DAC Universal</p>	62 59 118
 <p>NitraClean tablets (pack of 50)</p>	66 35 499
 <p>PCD DAC Universal S</p>	67 42 956
<p>Waste water filter (6 pcs.)</p>	66 98 166
 <p>Indicator holder</p>	67 43 624
 <p>Chemical indicators (510 pcs., for DAC Universal S)</p>	67 42 857
 <p>Check & Clean Lid</p>	67 09 997
 <p>Check & Clean Cap</p>	67 10 003

Accessories	REF.
 <p>Pink Lid, incl. indicator holder, without adapters</p>	67 42 907
 <p>White Lid, incl. indicator holder, without adapters</p>	67 42 931
 <p>Blue Lid, inc indicator holder, without adapters</p>	67 09 815
 <p>Green Lid incl. indicator holder, without adapters</p>	67 09 823
 <p>Lid holder</p>	67 09 856
 <p>Waste water tank with hose</p> <p>Siphon with direct connection</p>	60 78 526 61 26 341
 <p>DAC Universal thermal printer</p> <p>DAC Universal printer paper</p>	65 99 018
 <p>DAC UNIVERSAL FILTER</p>	66 98 166
 <p>PCD TESTING DEVICE</p>	67 42 956

Pink Lid

Adapter for straight and contra-angle handpieces	REF.
 Dentsply Sirona TE/ Classic Adapter Touch	66 86 682
 ISO/INTRAmatic® adapter	60 51 648
 KaVo and Bien-Air contra- angle handpiece adapter	60 51 663
Adapter for turbines	REF.
 Sirona quick coupling R/F/B adapter	60 51 697
 KaVo MULTIflex adapter	60 51 655
 W&H Roto quick adapter	60 51 671
 BienAir UNIFIX adapter	60 51 713
 NSK PTL adapter	60 51 804
 NSK QDJ adapter	60 51 812
 Borden adapter, 2 - 3 holes	60 51 861
 Castellini CERAMIC FREEDOM adapter	60 51 762
 Midwest/ISO 4/5-hole turbine with fixed connection adapter	60 51 853
 Morita Alpha adapter	60 51 911
 Morita CP4 adapter	60 51 929
 Osada OFJ adapter	60 85 745
 Yoshida QUICK JOINT adapter	63 23 831

White Lid¹

Adapter for ultrasonic /sonic handpieces, tips and multi-functional syringe attachments	REF.
Adapter for ultrasonic /sonic handpieces:	
 Sirona SiroSonic TL / PerioSonic adapter	65 36 135
 Sirona SiroSonic / L adapter	65 36 143
 EMS Piezon straight handpiece adapter	66 13 538
 Satelec Slim	66 23 438
 Satelec Newtron LED	66 23 446
 Satelec Newtron	66 23 420
 KaVo SONICflex handpiece adapter for KaVo SONICflex 2003 and KaVo SONICflex 2008	67 32 056
Adapter for multi-functional syringe nozzles:	
 Sirona Sprayvit nozzle adapter	65 36 150
Adapter for ultrasonic /sonic tips:	
 Sirona ultrasonic tip adapter: For the instrument tips SiroSon S/C8/L; SiroSonic/L; SiroSonic TL; PerioSonic ¹	65 36 127
 EMS ultrasonic tip adapter	66 10 708
 Satelec ultrasonic tip adapter	66 10 716
 KaVo SONICflex 2003 tip adapter	67 35 646
Adapter for nozzles of powder jet devices:	
 EMS AIR-FLOW ^{®2}	66 23 461
 EMS AIR-FLOW [®] Handy	66 23 453

¹ The White Lid is not intended for the reprocessing of implant, endo and CEM tips.

² Currently not available

Procedural Solutions

Preventive
Restorative
Orthodontics
Endodontics
Implants
Prosthetics

Enabling Technologies

CAD/CAM
Imaging
Treatment Centers
Instruments

ANZ  clientservices@dentsplysirona.com  11-21 Gilby Road, Mount Waverley, VIC 3149  www.dentsplysirona.com

Australia  1300 552 929 | **New Zealand**  0800 336 877

YOUR
CONFIDENCE
IS OUR
INSPIRATION.

