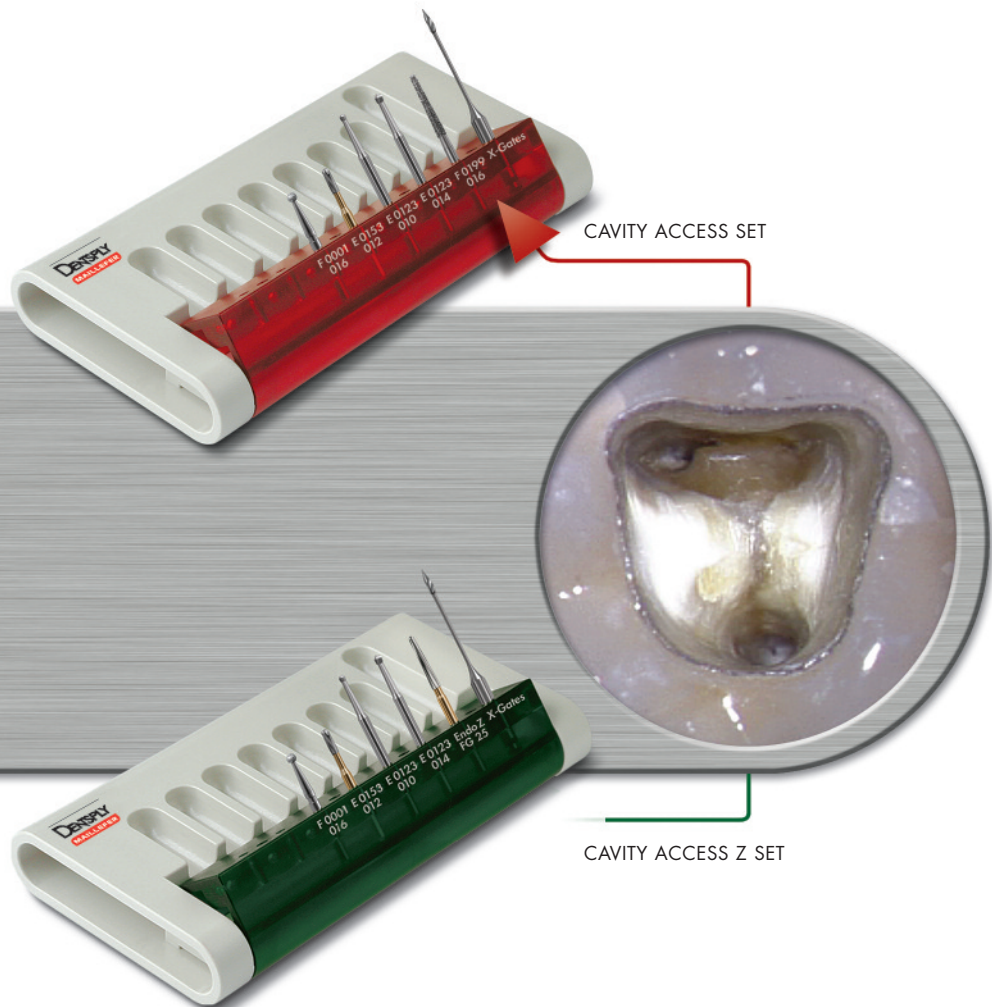


ACCESS PREPARATION

By Dr. Ruddle, Machtou and West

Give yourself all the chances you need
to correctly start your root canal treatments

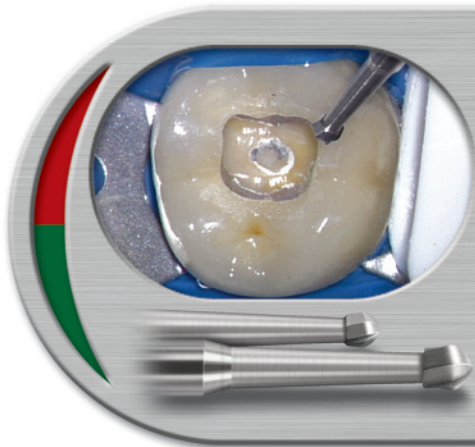


The importance of Cavity Access

Our access kits, which were developed in tight collaboration with Dr. Ruddle, Machtou and West, will enable you to handle all possible cases and achieve your following objectives

- 1** Remove the whole pulp roof to have access to all root canals
- 2** Have direct root canal access (without interferences) for better endodontic quality
- 3** Have an irrigation reservoir during root canal treatment
- 4** Provide a correct basis for the restoration

Cavity Shaping and Pulpal Roof Removal



**For natural and healthy teeth
or after crown boring**

Round Carbide Burs ISO Ø 010 and 014 (REF E 0123)

- these burs are used to cut in a surfacial way into the occlusal face in order to remove the whole pulp chamber roof – including all pulp horns – by gradually moving down towards the pulp chamber
- for better control, visibility and efficiency: these burs should be used obliquely

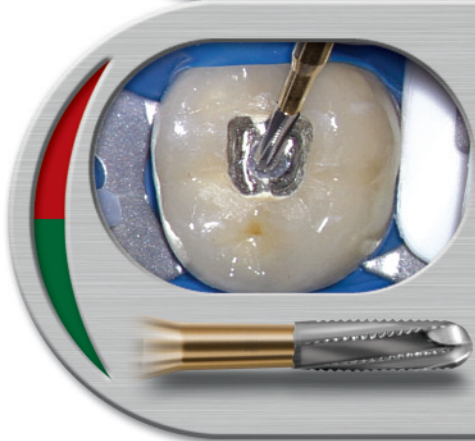


For restored teeth

– Ceramic Crown

Round Diamond Bur ISO Ø 016 (REF F 0001)

- use the round bur diamond with a light brush-cutting action and water spray to progressively sand away and eliminate tooth-color restoratives



– Metal Framework or Crown

Transmetal Bur REF E 0153)

- is used to bore the metal framework or crown

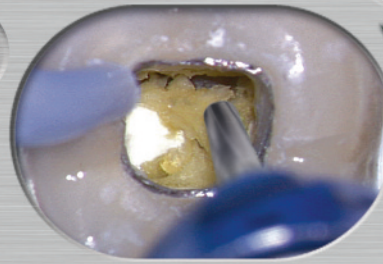
Pulp Chamber Wall Finishing

For Endo-Z enthusiasts

Endo-Z (REF E 0152)

- this carbide bur has a non working end that enables you to finish the cavity walls while resting on the pulpal floor without any perforation risks
- available in the

CAVITY ACCESS SET

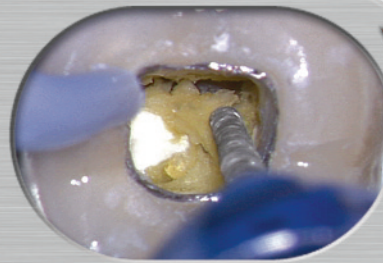


For pulpar floor too

Diamond Conical Bur (REF F 0199)

- this bur enables you not only to finish the cavity walls too but also, due to its working end, to precisely finish the pulpal floor as well as uncover hidden canal openings
- available in the

CAVITY ACCESS SET



(This finishing work should be carried out under visual control.)

For Optimal Canal Access

X-Gates (REF A 0008)

A Unique Instrument

that combines – with maximal efficiency and simplicity – all advantages of Gates 1, 2, 3 and 4.

- Tip of Gates no. 1: easy insertion of the drill into the coronal third of the root canal
- Maximum diameter of Gates no. 4: efficient re-localization of the root canal opening
- The shaft of Gates no. 3: improved strength



The Dentsply Maillefer Solutions

THE CAVITY ACCESS



CAVITY ACCESS SET

(REF A 0305-000)

Set composition:

- 2 carbide round burs
- 1 diamond round bur
- 1 transmetal bur
- 1 diamond conical bur
- 1 X-Gates

Refill:

6 burs blister pack (REF A 0305-100)



CAVITY ACCESS Z SET

(REF A 305Z-000)

Set composition:

- 2 carbide round burs
- 1 diamond round bur
- 1 transmetal bur
- 1 Endo-Z
- 1 X-Gates

Refill:

6 burs blister pack (REF A 305Z-100)

	E 0123	F 0001	E 0153	E 0152	F 0199	A 0008
Natural and healthy teeth	●			●	●	●
Metal restorations	●		●	●	●	●
Ceramic restorations	●	●	●	●	●	●