

Class II Solution™

A Solution for Every Situation

Confidence in every case

 Dentsply
Sirona



Class II restorations

are more important to your practice than you might think. In fact, they account for almost half of all direct restorations.¹



That's why Dentsply Sirona Restorative has developed the first and only Total Practice Solution for the Class II procedure. From our industry-leading products to continuing education opportunities and expert clinical and product support, it's a holistic solution for optimizing every touchpoint in ideal and challenging Class II restorations.

Class II Solution™

Learn more at www.dentsplysirona.com

Make every class II restoration a
SUCCESS

Class II Solution™

Every case is unique. Sometimes you're confident of a straightforward procedure. Sometimes you face preparation and time challenges. Now, there's a choice for success every time. Our standard and streamlined solutions both achieve what you and your patients expect in a Class II restoration: long-lasting results.

standard

For the **75%** of procedures that are **ideal**, use the

Standard Class II Procedural Solution

Clinical Factors

- Isolation throughout procedure
- Enamel margins
- Visible margins (supragingival)

Patient Factors

- Good oral hygiene
- Patient tolerant of procedure time

Palodent® Matrix Systems



Palodent® V3 Sectional Matrix System

Prime&Bond active® Universal Adhesive

SmartLite® Pro Modular LED Curing Light

SDR® flow+ Bulk Fill Flowable

2nd Curing Step

Ceram.x® Spectra® ST Universal Composite Restorative

3rd Curing Step

Enhance® Finishing System



Window of contamination risk — isolation is critical

OR

Window of contamination risk isolation is critical

The streamlined workflow reduces the window of contamination Risk by **35%***

Clinical Factors

- Isolation compromised
- Margin in dentin or cementum
- Margin supragingival

Patient Factors

- Less than ideal oral hygiene
- Patient intolerant of procedure time



Palodent® 360 Circumferential Matrix System



Surefil one™ Self-Adhesive Composite Hybrid



SmartLite® Pro Modular LED Curing Light



Enhance® Finishing System

For the **25%** of procedures that are **challenging**, use the

Streamlined Class II Procedural Solution

streamlined

A comprehensive class II approach for your entire practice.

* Data on file

The standard solution

2/3
of dentists believe cavity adaptation at the floor of the proximal box is essential for restoration longevity.⁵

75% of cases are ideal. **Adaptation** is the key to **success**.

When you can confidently maintain isolation throughout the procedure, choose the **Standard Class II Solution™**.

It's optimized to ensure seamless cavity adaptation – the #1 success factor for ideal cases.



Create
a tight seal with natural contacts and contours

70% of clinicians find contact creation to be the most challenging part of a Class II restoration.⁶

Provide
a strong bond

Research shows that on average 10-15% of posterior composite placements result in post-op sensitivity.⁷

Maintain
marginal integrity

82% of dentists report using a flowable as a liner in Class II restorations to increase marginal adaptation.⁸

Cure
reliably to full depth and width


Many curing lights deliver less than 35% of their stated output to the floor of a Class II proximal box.⁹

Simplify
with what matters most

74% of dentists complain about the handling properties of the composites they use.¹⁰

Finish
in one step

More than 70% of dentists say that simplicity is one of the most important factors for a finishing system.¹¹



Palodent®
Matrix Systems

Sectional and circumferential systems both create a tight seal with naturally adapted contours.

Our Palodent® V3 Sectional Matrix System is specifically designed for most Class II restorations – and our Palodent® 360 Circumferential Matrix System is ideal for larger Class II restorations, when there's no adjacent tooth, or when teeth are misaligned or missing a cusp.

Prime&Bond active®
Universal Adhesive

Prime&Bond active® performs in overly wet or overly dry preparations to deliver a uniform adhesive layer and create a tight dentin seal. Prime&Bond active® performs reliably with virtually no post-operative sensitivity and can be used in all etching methods and for all direct and indirect restorations.

SDR® flow+
Bulk Fill Flowable

SDR® flow+ material, the leader in the bulk fill flowable category, can be placed up to 4mm, and has self-leveling properties for excellent cavity adaptation, which is essential for delivering a complete seal at the most vulnerable interface.

SmartLite® Pro
Modular LED Curing Light

State-of-the-art optics, excellent beam collimation and a 10mm active curing area ensure reliable clinical outcomes for any restoration size.

And the modular, quick-change tips support diagnosis, endodontic illumination and more.

Ceram.x® Spectra® ST
Universal Composite Restorative

Simplify final adaptation with preferred handling options and a formula that doesn't stick to instruments.

Enhance®
Finishing System

Achieve smooth contours and a natural-looking finish in just one step.

The Enhance® Finishing System accomplishes the entire process of excess removal, contouring, and finishing simply by varying the pressure. Push harder to remove excess composite, ease it off for final results.

5. Data on file 6. DentalTown (2012). Restorative Dentistry. Monthly Poll: What is the most challenging part of a Class II Restoration. 7. Usman et al, Sensitivity in composite restorations, Pakistan Oral & Dental Journal Vol 34, No. 3 (September 2014); Berkowitz et al, Postoperative Hypersensitivity in Class I Resin-based Composite Restorations, Compend Contin Educ Dent. 2009 ; 30(6): 356-363; Haller, Die Postoperative Hypersensibilität, zm 99, Nr. 6a, 13.03.2009 S. 44-51; Briso et al, Clinical Assessment of Postoperative Sensitivity in Posterior Composite Restorations, Operative Dentistry, 2007, 32-5, 421-426. 8. Council on Scientific Affairs of the American Dental Association. Spring 2009;4(2).

9. Irradiance Value Comparison among commercially available curing lights. BlueLight Analytics. (2012). 10. Dentsply Sirona Restorative, Europe composite user survey 2015, n=297. 11. Exevia: Dental Shuttle Q4, 2016, Germany

The streamlined solution

Moisture contamination is the **#1** challenge of clinicians in tough clinical situations.¹²

25% of cases are challenging. **Procedure time** is the key to **success**.

When saliva or blood contamination is a risk, choose the **Streamlined Class II Solution™**.

It allows you to fill in one quick step to minimize the window of contamination risk - the #1 success factor for challenging cases.



Shape

accurately to save finishing time

An open or improperly placed or shaped proximal contact can result in a fracture or food impaction, which can lead to periodontal inflammation, bone loss and recurrent caries.¹³



Palodent® Matrix Systems

Quickly seal and shape the restoration, creating accurate contacts and contours for minimal flash and faster finishing.

Eliminate

etching, bonding and layering

Moisture contamination from saliva or blood can compromise restoration success.¹⁴



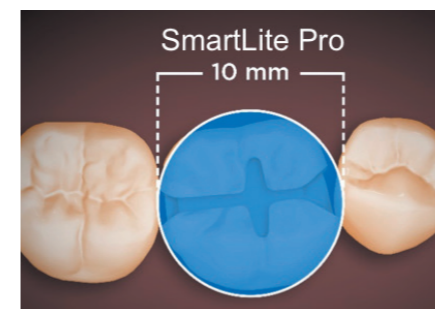
Surefil one™ Self-Adhesive Composite Hybrid

Fill in one step to minimize procedure time and the window of contamination risk.

Cure

completely in one step

Experts advise selecting a curing light based on its irradiance, beam uniformity and diameter.¹⁵



SmartLite® Pro Modular LED Curing Light

Cure large restorations in one step with -1.250 mW/cm² irradiance evenly distributed over a full 10mm diameter.

Finish

and polish faster

On average, finishing and polishing represents 14% of total chair time for a Class II procedure.¹⁶



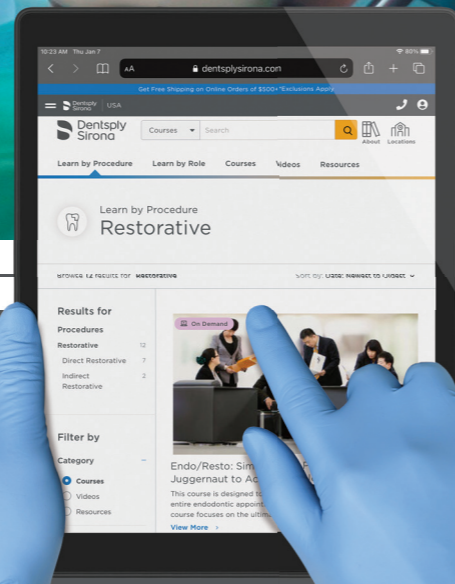
Enhance® Finishing System

Finish in one step by varying pressure, with no need to change instruments.



12. Data on file. 13. Rosenberg, Jeffrey M (2013). Dentistry Today. Making Contact: A Method for Restoring Adjacent Posterior Direct Resin. 14. Gilbert GH, Litaker MS, Pihlstrom DJ, Amundson CW, Gordan VV. Rubber dam use during routine operative dentistry procedures: findings from The Dental PBRN. Oper Dent 2010;35(5):491-9.

15. Price R., Light Curing Guidelines for Practitioners: A Consensus Statement from the 2014 Symposium on Light Curing in Dentistry, Dalhousie University, Halifax, Canada, J Can Dent Assoc 2014;80:e61. 16. Dentsply Sirona Procedure Timing Breakdown Study. Data on file.



Education

Support

Total Office Experience

In addition to our dedicated customer support, Dentsply Sirona Academy offers a variety of continuing education opportunities. From webinars to ongoing seminars to in-office demonstrations, we know that the best way to better patient care is through continuous learning.

Clinical Education

The Dentsply Sirona Academy, Bensheim, Germany, is a state-of-the-art training facility for dental professionals who seek a comprehensive variety of clinical and technical continuing education curriculums, including hands-on teaching, live lectures, and on-demand webinars. Featuring courses taught by internationally known experts in all fields of dentistry, Dentsply Sirona is committed to empowering dental professionals through innovation and education.

One-on-One Service & Support

At Dentsply Sirona Restorative, we pride ourselves on being the authority for making Class II restorative procedures more efficient, effective, and successful. Our dedicated customer support team has over 200 years of combined experience with a focus on providing you with industry-leading customer and clinical support.

As part of the Class II Solution™, you'll have complete access to:

- Procedural insights/product support**
- Class II Solution in-office consultation**
- Live phone support**

It's a partnership of resources and tools that we believe can result in a more successful practice and better patient care. Contact your Dentsply Sirona Restorative representative today to learn more.

For a complete list of our Dentsply Sirona Academy events, visit www.dentsplysirona.com/academy.

Order information Class II Solution™

Palodent® V3 Sectional Matrix System

Trial Kit 62500005
 20 Matrices: 5 x 4.5 mm, 15 x 5.5 mm
 15 Wedges – 5 each size: Small, Medium, Large
 5 WedgeGuards Medium, 2 Universal Rings, 1 Forceps, 1 Pin Tweezers
Introductory Kit 659700V
 100 Matrices – 25 each size: 3.5 mm, 4.5 mm, 5.5 mm, 6.5 mm
 75 Wedges – 25 each size: Small, Medium, Large
 30 WedgeGuards – 10 each size: Small, Medium, Large
 1 Universal Ring; 1 Narrow Ring; 1 Forceps; 1 Pin Tweezers

Refills
 Matrices Refill (50) – Size 3.5 mm 659710V
 Matrices Refill (50) – Size 4.5 mm 659720V
 Matrices Refill (50) – Size 5.5 mm 659730V
 Matrices Refill (50) – Size 6.5 mm 659750V
 Matrices Refill (50) – Size 7.5 mm 659860V
 Matrices Refill (100) – Size 5.5 mm 659740V
 Ring Refill (2) Universal (Medium Blue) 659760V
 Ring Refill (2) Narrow (Dark Blue) 659770V
 Wedge Refill (100) Small (Dark Blue) 659780V
 Wedge Refill (100) Medium (Medium Blue) 659790V
 Wedge Refill (100) Large (Light Blue) 659800V
 WedgeGuard Refill (50) Small (Dark Blue) 659830V
 WedgeGuard Refill (50) Medium (Medium Blue) 659840V
 WedgeGuard Refill (50) Large (Light Blue) 659850V
 Forceps 659810V
 Pin Tweezers 659820V

Palodent® 360 Circumferential Matrix System

Introductory Kit 659607
 48 Matrices (8 x 4.5 mm, 24 x 5.5 mm, 16 x 6.5 mm)
Refills
 Matrices Refill (48) – Size 4.5 mm 659601
 Matrices Refill (48) – Size 5.5 mm 659602
 Matrices Refill (48) – Size 6.5 mm 659603

Palodent Complete System 659600V
 100 Palodent V3 Matrices – 25 each size: 3.5/4.5/5.5/6.5 mm
 75 Palodent V3 Wedges – 25 each size: Small, Medium, Large
 30 Palodent V3 WedgeGuards – 10 each size: Small, Medium, Large
 1 Palodent V3 Universal Ring, 1 Palodent V3 Narrow Ring
 1 Palodent V3 Forceps, 1 Palodent V3 Pin Tweezers
 24 Palodent 360 Matrices – 5.5 mm

Surefil one™ Self-adhesive Composite Hybrid

Introductory Kit
 A2 (20), A3 (20), A1 (5), Bleach White (5), Extruder
 Refills (16 Capsules)
 Refill A1 60300211
 Refill A2 60300212
 Refill A3 60300213
 Refill A3.5 60300215
 Refill Bleach White 60300216
Economy Refills (50 Capsules)
 Eco Refill A2 60300302
 Eco Refill A3 60300303
 Capsule Extruder 2 60606596

SmartLite® Pro Modular LED Curing Light

Introductory Kit 644400
 1 Handpiece, 1 Cure Tip, 1 Transillumination Tip,
 2 Batteries, 1 Charging Base, Accessories
Basic Kit 644409
 1 Handpiece, 1 Cure Tip, 2 Batteries,
 1 Charging Base
Refills
 Battery Refill 644401
 Sleeves Refill 644402
 Eye Protection Shields Refill 644403
 Power Connector Refill 644404
 Transillumination Tip Refill 644405
 PolyCure Tip Refill 644406
 Cure Tip Refill 644407

Prime&Bond active® Universal Adhesive

Introductory Kit 60667347
 1 x 4 ml, 1 CliXdish™, 50 Applicator Tips
Refills
 Bottle Refill 1 x 4 ml 60667341
 Bottle Eco Refill 3 x 4 ml 60667342
 Unit Dose Package (80) 60667343
 Unit Dose Package (240) 60667345

SDR® flow+ Bulk Fill Flowable

Introductory Kit with Prime&Bond active® 60603032
 45 Compula® Tips à 0.25 g Universal Shade,
 1 Compules® Tips Gun, 2.5 ml Prime&Bond active®,
 CliXdish™, Storage Box
Refills
 Compula® Tips Refill (15) – Universal Shade 60603040
 Compula Tips Refill (15) – A1 Shade 60603041
 Compula Tips Refill (15) – A2 Shade 60603042
 Compula Tips Refill (15) – A3 Shade 60603043
 Compula Tips Eco Refill (50) – Universal Shade 60603033
 Syringe Refill (2) – Universal Shade 61C130G
 Syringe Eco Refill (10) – Universal Shade 60603050
 Syringe Tip Refill (60) 61C111G

Ceram.x Spectra™ ST Universal Composite Restorative

Introductory Kit LV 60701690
 24 LV Compules® Tips (Blue) Assorted – 0.25 g each
 (4 x A1; 4 x A2; 8 x A3; 4 x A3.5; 4 x A4)
 1 Compules® Tips Gun
Introductory Kit HV 60701570N
 24 HV Compules® Tips (Gray) Assorted – 0.25 g each
 (4 x A1; 4 x A2; 8 x A3; 4 x A3.5; 4 x A4)
 1 Compules® Tips Gun

LV Refills	Compules® Tips	Syringe
	(16 x 0.25 g)	(1 x 3 g)
A1 (= VITA** Shades A1; B1; C1)	60701691	60701681
A2 (= VITA** Shades A2; B2; D2)	60701692	60701682
A3 (= VITA** Shades A3; C2; D3; D4)	60701693	60701683
A3.5 (= VITA** Shades A3.5; B3; B4; C3)	60701695	60701685
A4 (= VITA** Shades A4; C4)	60701694	60701684
LV Economy Refills (52 x 0.25 g)		
A2 (= VITA** Shades A2; B2; D2)	60701672	
A3 (= VITA** Shades A3; C2; D3; D4)	60701673	
HV Refills	Compules® Tips	Syringe
	(16 x 0.25 g)	(1 x 3 g)
A1 (= VITA** Shades A1; B1; C1)	60701571N	60701551N
A2 (= VITA** Shades A2; B2; D2)	60701572N	60701552N
A3 (= VITA** Shades A3; C2; D3; D4)	60701573N	60701553N
A3.5 (= VITA** Shades A3.5; B3; B4; C3)	60701575N	60701555N
A4 (= VITA** Shades A4; C4)	60701576N	60701554N
HV Economy Refills (52 x 0.25 g)		
A2 (= VITA** Shades A2; B2; D2)	60701582N	
A3 (= VITA** Shades A3; C2; D3; D4)	60701583N	
Shade Guide Refill		
1 Shade Guide Holder		
8 Shade Guide Tabs (A1, A2, A3, A3.5, A4, D1, D3, E1)		60701561N
Compules® Tips Gun		
1 Compules® Tips Gun		60665900

Enhance® Finishing System

Finishing Discs Refill (40) 624045
 Finishing Cups Refill (40) 624055
 Finishing Points Refill (40) 624065

Enhance® Mini Finishing System

Introductory Kit 624385
 60 Enhance® mini, 20 each: Discs, Cups, Points
Refills
 Finishing Discs (40) 624345
 Finishing Cups (40) 624355
 Finishing Points (40) 624365

For more information visit www.dentsplysirona.com.

Find us on  www.facebook.com/dentsplysirona.restorative

* Not a registered trademark of Dentsply Sirona, Inc.
 ML425050B
 © Dentsply Sirona 2021