

Your clear aligner solution by Dentsply Sirona

SureSmile[®] Aligners

your practice, your patient

www.dentsplysirona.com/orthodontics

THE DENTAL
SOLUTIONS
COMPANY™

 Dentsply
Sirona



Your practice, your patient

Every day you welcome many different patients into your practice. Most of them visit you on a regular basis for many years and become loyal customers. For them you are the first and most important advisor in all matters relating to their oral health.

With an increase in demand for orthodontic treatments, which were once seen as predominantly a treatment for teenagers, more and more people of all ages are requesting information on the types of treatment available for teeth-straightening. Patient demand is mostly aesthetically driven from the desire to have not only healthy, functional teeth, but also the perfect smile! This is driving demand for dental professionals and changing the way orthodontic treatment is approached, in a forward-thinking, digital environment.

SureSmile combines clinically superior planning capabilities with state-of-the-art manufacturing, to deliver a complete, clinician controlled clear aligner treatment solution for you, your patients and your practice.

With more than 20 years of experience in digital planning for orthodontic treatments, SureSmile provides the security and support you need to start your clear aligner journey. Getting started is easy!

Straight forward and open. The SureSmile Aligner workflow

The workflow with SureSmile can be smoothly integrated into any practice. The software is browser-based and can be accessed anywhere, any time. Furthermore, the SureSmile Digital Lab accepts data from most intraoral scanners on the market, although **Primescan**[®] is our superior option of choice, for optimal results.



1 Collecting records

Photos and a digital impression are taken at the first face-to-face appointment. X-ray data is optional, for a more comprehensive diagnosis.



2 Submitting prescription

Specify your detailed preferences for the treatment plan or simply rely on our Digital Lab technicians' expertise.



3 Treatment plan

All treatment plans go through a comprehensive planning process and a final quality inspection by a senior technician.



4 Manufacturing of the aligners

Once you approve the treatment plan, SureSmile Aligners are fabricated in a state-of-the-art process using industry leading Essix[®] materials.




5 Starting treatment

Once you receive your patient's starter kit, it is time to start their treatment.

More than just invisible

By combining the latest technology and powerful planning software, with the highest quality materials and appliance fabrication, SureSmile provides clinically advanced treatment options for a range of cases, whether you are treating a full case, a hybrid case or to finish a fixed appliance case.



Variable Trim Line for your clinical preference

With SureSmile, you can freely choose the design of the trim line. The aligners are trimmed in a high-precision automated laser cutting process and then polished to provide outstanding wear and comfort. The straight trim line follows the gingiva at a constant distance, which you can determine yourself: a small overlap of the gingiva can have a positive effect on the force transmission and even reduce the number of necessary attachments. Or choose the new scalloped design to meet the highest aesthetic demands: the edge of the aligner exactly follows the course of the gingiva and is therefore hardly noticeable.



Automatic Pontics for concealing gaps and missing teeth

No matter whether you open space for an implant or close it after extraction – with SureSmile your patient can smile with confidence during the treatment. As soon as a space is larger than 3 mm, an artificial tooth is created that fills the space. All you have to do is paint in colour-matched composite and cure for the perfect illusion.



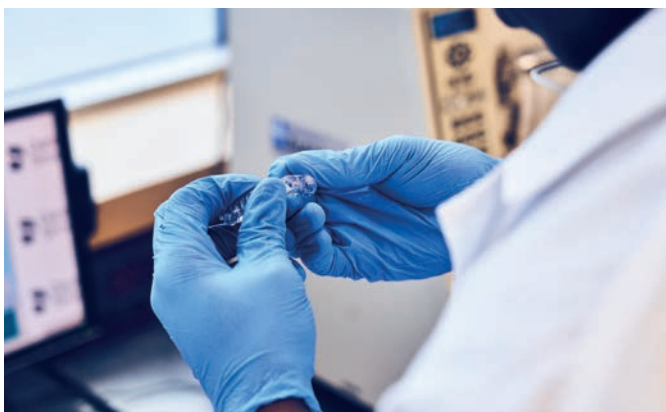
Outstanding material properties and excellent force transmission

SureSmile Aligners are made using world renowned Essix® plastic known for superior performance at straightening teeth with an aesthetic appearance. With SureSmile, we maintain the number of necessary attachments at a low level, but when the clear aligners are applied, they are highly customisable.



Treatment of more complex cases - Correction of Class II and III

SureSmile allows you to also treat more complex cases: Cut-outs in the clear aligners make it possible to correct mild angle Class II and III cases. Slits allow the insertion of intermaxillary elastics, larger cut-outs provide access to buttons that are attached to the teeth.



Only the best for you and your patients

SureSmile Aligners are created in a sophisticated process. The digital treatment planning is carried out by experienced Digital Lab technicians and production involves the latest technology and strict quality control measures.

The first step to a healthy smile: collecting patient data

The starting point for prescription and treatment planning is a set of patient data. The protocol is very easy, will be carried out at a single appointment and can mostly be performed by an assistant.



It starts with an intraoral scan

The intraoral scan is the starting point of any SureSmile planning. SureSmile is an open system that accepts STL data from any scanner available, although Primescan is our superior option of choice and is one of the fastest and most accurate scanners on the market, and exceptionally easy to use.



Patient photos for capturing the natural facial features

A picture is worth a thousand words and gives essential information about the natural smile anatomy of your patient. For every case, the SureSmile Digital Lab creates a sophisticated smile design that takes the patient's natural smile line into account.



Optional X-ray data for a more comprehensive diagnosis

During treatment planning, the SureSmile Digital Lab can also use X-ray data to consider condition, position and shape of the roots to provide you with an interactive 3D view for optimal evaluation of the case. The open SureSmile software accepts 2D X-rays (Cephalometric and panoramic images) from any digital imaging device. Alternatively, you can provide CBCT data from a number of certified 3D imaging devices, including Orthophos S and Orthophos SL from Dentsply Sirona.

Scanning, analysis and patient consultation with Primescan and CEREC Ortho

SureSmile accepts STL data from any intraoral scanner. If you have not found the ideal scanner yet, here is an excellent choice for outstanding results: Primescan is your perfect starting point into SureSmile treatment. Our latest world-class intraoral scanner delivers uncompromised performance with NEW ground-breaking technology, and is particularly easy to use. With the optional CEREC Ortho Software you can do even more: with a few clicks you instantly do a model analysis or a simulation of a possible treatment outcome. So quick and easy that it can be done in the same appointment as the scan.



reddot design award
winner 2019



SPEED

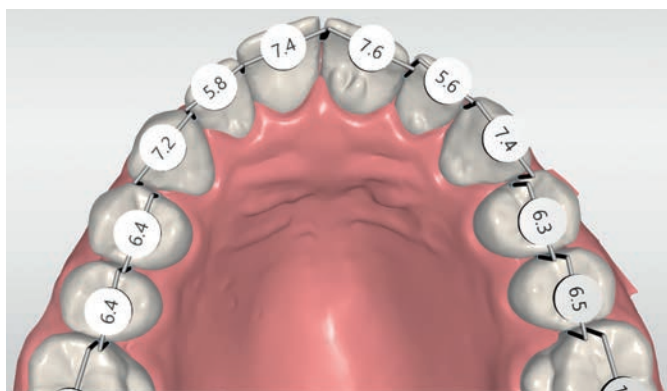
Create a digital model in 2-3 minutes with Primescan.

ACCURACY

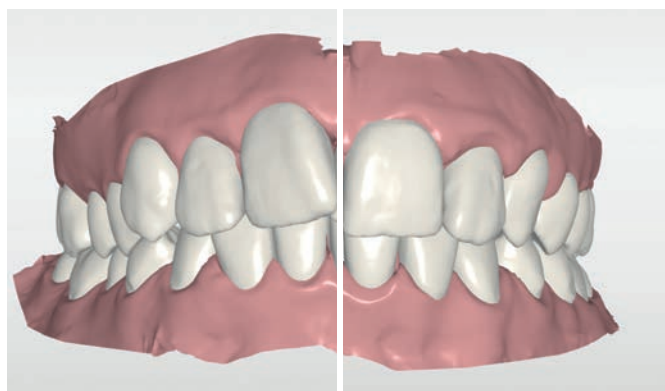
The innovative Smart Pixel Sensor processes more than 1,000,000 3D data points per second, producing photorealistic and highly accurate data.

EASE OF USE

Even inexperienced users quickly produce impressive results.



The optional CEREC Ortho Software enables you to perform a model analysis right after the scan. A few clicks and the software AI provides you with valuable information on Angle Class, Bolton index, overjet, overbite, transversal distances, available space and symmetry.



The Treatment Simulation of the CEREC Ortho Software automatically aligns teeth and displays a possible result only minutes after the scan – on the scanner or your practice PC. A great way to help your patients make a decision before you order a treatment plan.

Dentsply Sirona Imaging Solutions for Orthodontics

Almost every treatment starts with a high-quality X-ray image, which is why the Dentsply Sirona Orthophos® family provides a great foundation for any practice. The Orthophos models, Orthophos E, Orthophos S 2D/3D and Orthophos SL 2D/3D, are designed for ease of use, longevity and to ensure excellent images to aid an accurate and clear diagnosis.

Every feature integrated into each of our units, whether it be the positioning components, optional ceph arm, EasyPad or a number of other features, have been designed to support the different practice needs, individual patients and their unique situations. Whether 2D or a 2D/3D hybrid device, our portfolio has optimum flexibility with various upgrade and extension options, so that the units can grow with the practice.

At Dentsply Sirona we don't just design individual units, we develop seamless solutions to support the entire workflow. Which is why you can now use the images captured with the Orthophos S and Orthophos SL devices to plan your treatment with SureSmile Aligners. In conjunction with an intraoral scan, they are validated for use in the SureSmile software, providing the ultimate treatment offering.



You make the decisions, we make them work

With the user-friendly SureSmile software, it is simple to upload STL files, X-ray data and patient photos to your SureSmile account. It is also easy to determine your individual treatment goals. The software makes it effortless to instruct the SureSmile Digital Lab in detail how to proceed with midline, archform, class correction and occlusal plane.

A well-structured dialogue will effortlessly guide you to a customised prescription that exactly meets your clinical preferences, or alternatively, you can leave it to our experienced Digital Lab technicians. Simply select the 'ideal' option and submit the case without further interaction. Our Digital Lab will deliver a treatment plan that will match each patient's natural anatomy, and a sophisticated quality management system ensures that all our plans meet the highest standards.



The SureSmile Digital Lab in Dallas, Texas - more than 20 years of digital orthodontic planning

Choose Complete or Select for aligners your way:

COMPLETE

your care-free plan

Flat rate pricing: unlimited aligners and free refinements throughout treatment time up to 3 years from aligner production.

SELECT

pay exactly what you need

Only pay for the number of aligners you need. Ideal for small and manageable cases.



"SureSmile Aligners provide a fantastic open access platform that promotes precision and excellence when designing orthodontic aligner treatment."

Dr. Josh Rowley

Bite Dentistry, Edinburgh, Scotland


Review your treatment plan – anytime, anywhere

Once the Digital Lab has created the initial treatment plan, you will receive it for review and approval. Most of our treatment plans require little or no modifications. The latest version of the SureSmile software comes in a clean, contemporary look and allows a thorough review of the case with a wide range of different tools. Since the SureSmile software is browser-based, you can review and approve in the practice, at home or while travelling.



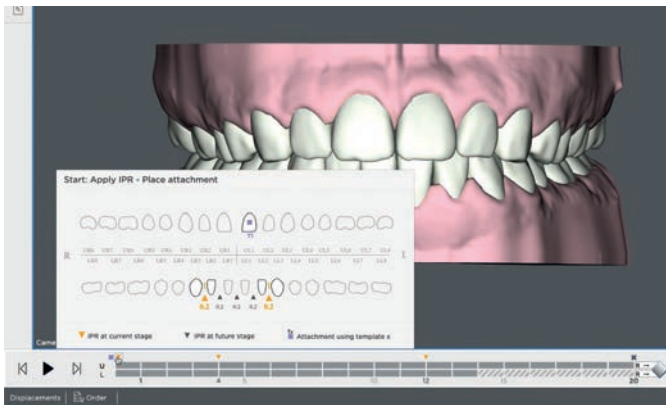
*"Control and precision for me,
comfort, speed and a beautiful
smile for my patients. SureSmile
provides me with a complete
solution that provides confidence
at every level."*

Dr. James Taylor
The Dentist, Leeds



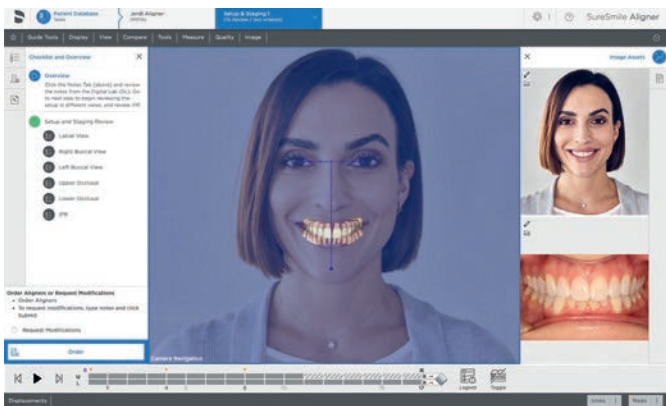
Individual smile design

The SureSmile Digital Lab will superimpose facial photos with the 3D model in order to plan the final tooth position to be in line with the natural facial features. With the automated lip tracing in the software you can show your patient exactly what they can expect from the final outcome.



Timeline and IPR scheduling

A straightforward timeline displays the entire course of treatment, stage-by-stage and as a graphic animation. It also shows you at what stage attachments have to be placed during the treatment and at which appointments IPR (interproximal enamel reduction) has to be performed.



2D/3D registration

If X-ray data was provided, it will be registered with the 3D model, smile photo and the patient's natural head position. This supports predictable and biologically achievable outcomes that are in line with the patient's natural anatomy.



State-of-the-art production for state-of-the-art Clear Aligners

After your approval, SureSmile Aligners are manufactured in a state-of-the-art production process. Models are created on the latest 3D printing equipment. The aligners are made of industry leading Essix® plastic, automatically marked and robotically laser trimmed. Strict quality control ensures the highest quality. The result: highly transparent aligners with outstanding elastic characteristics and excellent fit.

The whole World of Digital Orthodontics

SureSmile Aligner is your simple entry into clear aligner treatment, but it doesn't stop there. If you want to take it a step further and have greater control with your treatment plans, **SureSmile Ortho** provides a comprehensive platform for special orthodontic applications.

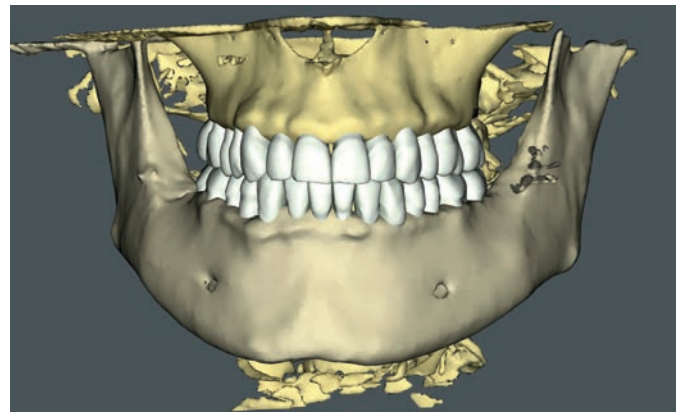

With accurate CAD models and a comprehensive array of diagnostic CAD tools, you can assess challenging cases of any type. Whether it is a routine assessment or determination of non-surgical alternatives for a patient who declines surgery, there is no more powerful system than what is provided in your SureSmile toolkit.

Model capabilities:

- Bolton analysis on every model
- Interactive quality tools for assessing occlusion
- Automated measurements of tooth width, arch width, interproximal contact points and clipping planes

Real-time simulation:

- Occlusal contact points
- IPR options, skeletal movements, evaluation of multiple treatment strategies, etc.
- Ability to create treatment simulations for surgical, restorative and extraction cases




2D/3D Registration

X-ray data will be registered with the 3D model, smile photo and the patient's natural head position. This supports predictable and biologically achievable outcomes that are in line with the patient's natural anatomy.

Digital Bracket Treatment with SureSmile IDB

Digital orthodontics does not stop at aligners. SureSmile can also make bracket treatment more efficient: position the brackets on the screen and transfer them accurately all at once with SureSmile IDB. The innovative design provides easy access for removing excess composite.



Get started with SureSmile^U

Getting started is easy! **SureSmileU.com** is our award winning 24/7 e-learning platform, for step-by-step training guides and education programmes.

SureSmileU has a full suite of clinical solutions and resources available to all SureSmile clinicians, including videos, job aids, access to our specialist Digital Lab team, and monthly live training events with expert clinicians, to deliver the most current information and support for fast and effective treatment planning and patient outcomes.



STEP 1: PRODUCT TRAINING

Complete 4 in-depth training modules for the product of your choice.



STEP 2: PRACTICE TRAINING

Once you've completed your online training modules, you're ready for your New Practice Orientation training that will be delivered by your SureSmile Specialist.



STEP 3: CLINICAL TRAINING

During your New Practice Orientation training, you will be helped to upload and submit your first 3 cases to the Digital Lab. Once your plans are ready, your SureSmile Specialist will walk you through setup review, modifications and ordering your aligners!

WHATS NEXT?

Take advantage of all the online resources and live learning events! SureSmileU offers a whole host of solutions and materials to help you get the most from your SureSmile experience!

Ready to get into digital?

For more information about SureSmile please contact your SureSmile specialist.
You can also call our customer service team on 01932 853 422 or visit:

www.dentsplysirona.com/orthodontics



@dentsplysirona.uk



@dentsplysirona.uk



@dentsplysirona



@dentsply_uk

Dentsply Sirona

Building 3, The Heights, Weybridge, Surrey KT13 ONY, United Kingdom

Telephone: +44 (0)1932 853 422