



OSSIX<sup>®</sup> Plus

Ossifying collagen  
barrier membrane



# OSSIX<sup>®</sup> Plus

## Featuring GLYMATRIX<sup>®</sup> Technology

GLYMATRIX Technology is a proprietary collagen cross-linking technology, similar to the naturally occurring glycation process in the human body. The technology uses sugars to cross-link collagen molecules producing a collagen matrix, which can be tailored to deliver products of varying physical properties and customized longevity.

## What is OSSIX<sup>®</sup> Plus?

OSSIX Plus is a resilient resorbable collagen membrane, featuring GLYMATRIX technology:

- Maintains barrier functionality for 4-6 months<sup>1</sup>.
- Resistant to degradation when exposed for 3-5 weeks<sup>2</sup>.
- Excellent handling properties, adapts and conforms to defects, and adheres well to tissue.
- Porcine derived, which provides excellent biocompatibility.

With over 100 scientific publications, this resorbable collagen membrane has been used in hundreds of thousands of cases for over a decade.

## Guided Bone Regeneration (GBR) and Guided Tissue Regeneration (GTR)

- Ridge augmentation for later implant insertions.
- Simultaneous ridge augmentation and implant insertions.
- Ridge augmentation around implants inserted in delayed extraction sites.
- Ridge augmentation around implants inserted in immediate extraction sites.
- Alveolar ridge preservation consequent to tooth (teeth) extraction(s).
- Over the window in lateral window sinus elevation procedure.
- In implants with vertical bone loss due to infection, only in cases where satisfactory debridement and implant surface disinfection can be achieved.
- In intra bony defects around teeth.
- For treatment of recession defects, together with coronally positioned flap.
- In furcation defects in multi rooted teeth.

Please read Instructions For Use before use and for additional information on indications, contraindications, warnings and precautions.

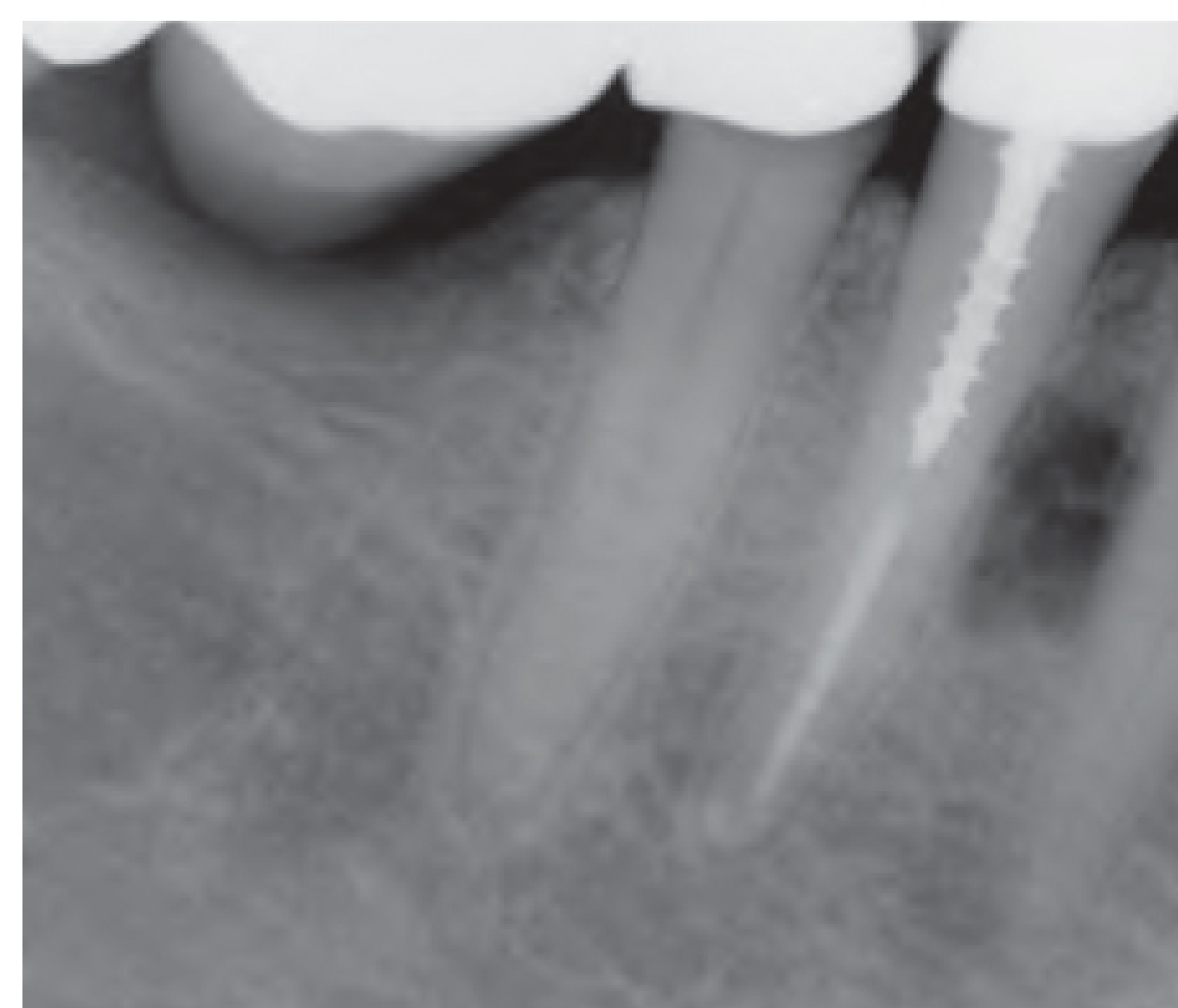


# True ossification

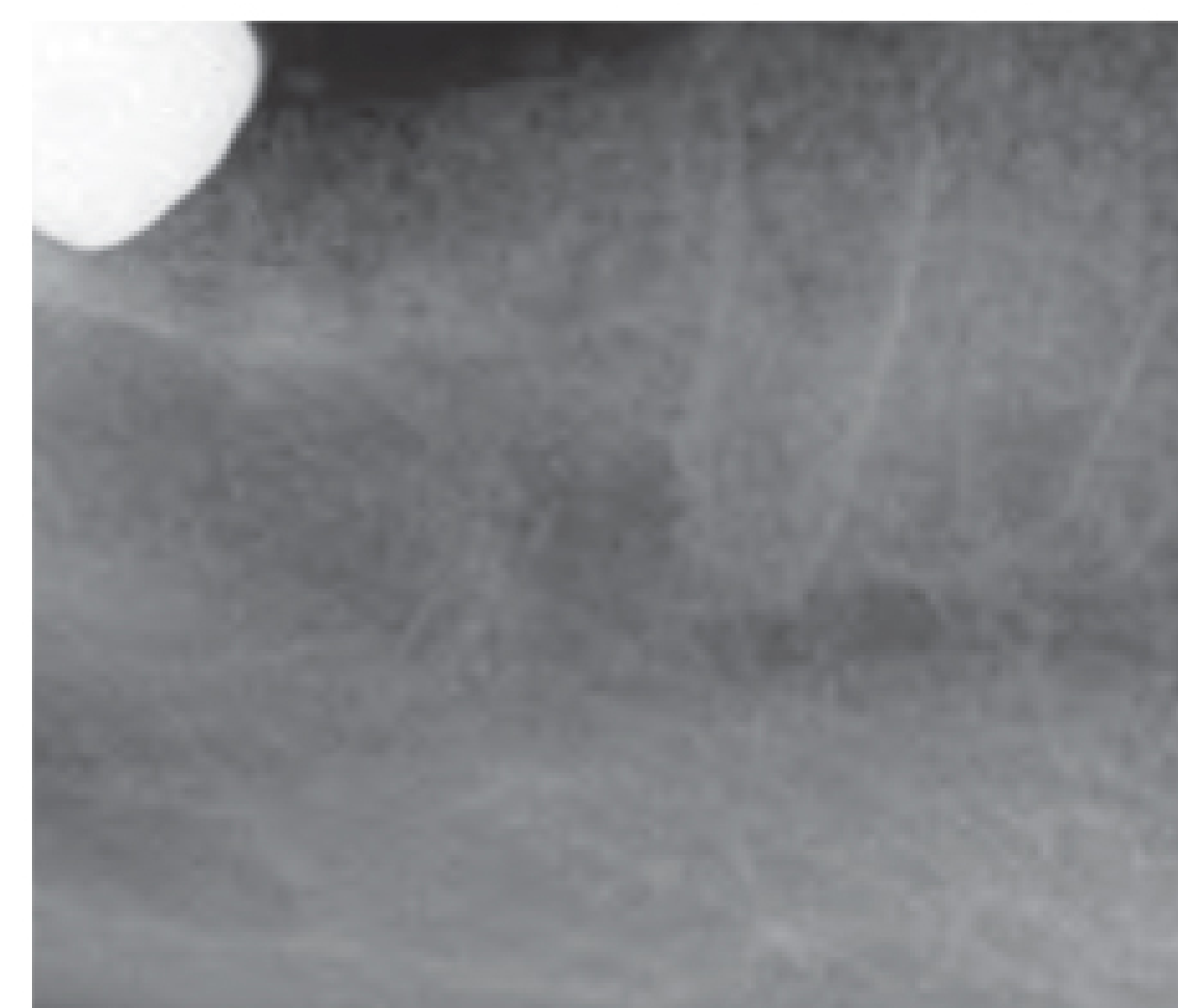
## What is ossification?

Ossification is defined as the formation of bone, the state of being changed into a bony substance.

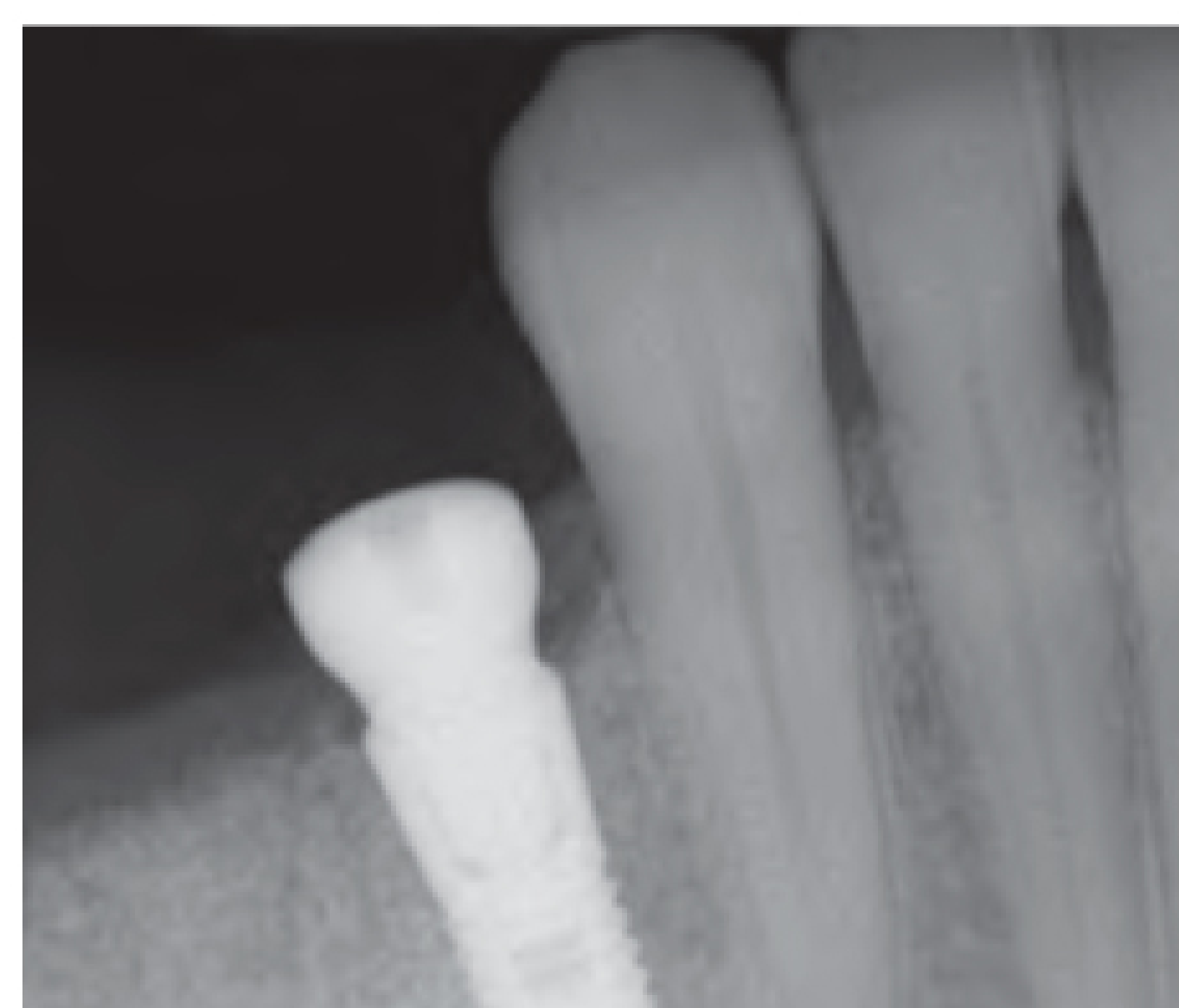
## Long term effect on bone formation



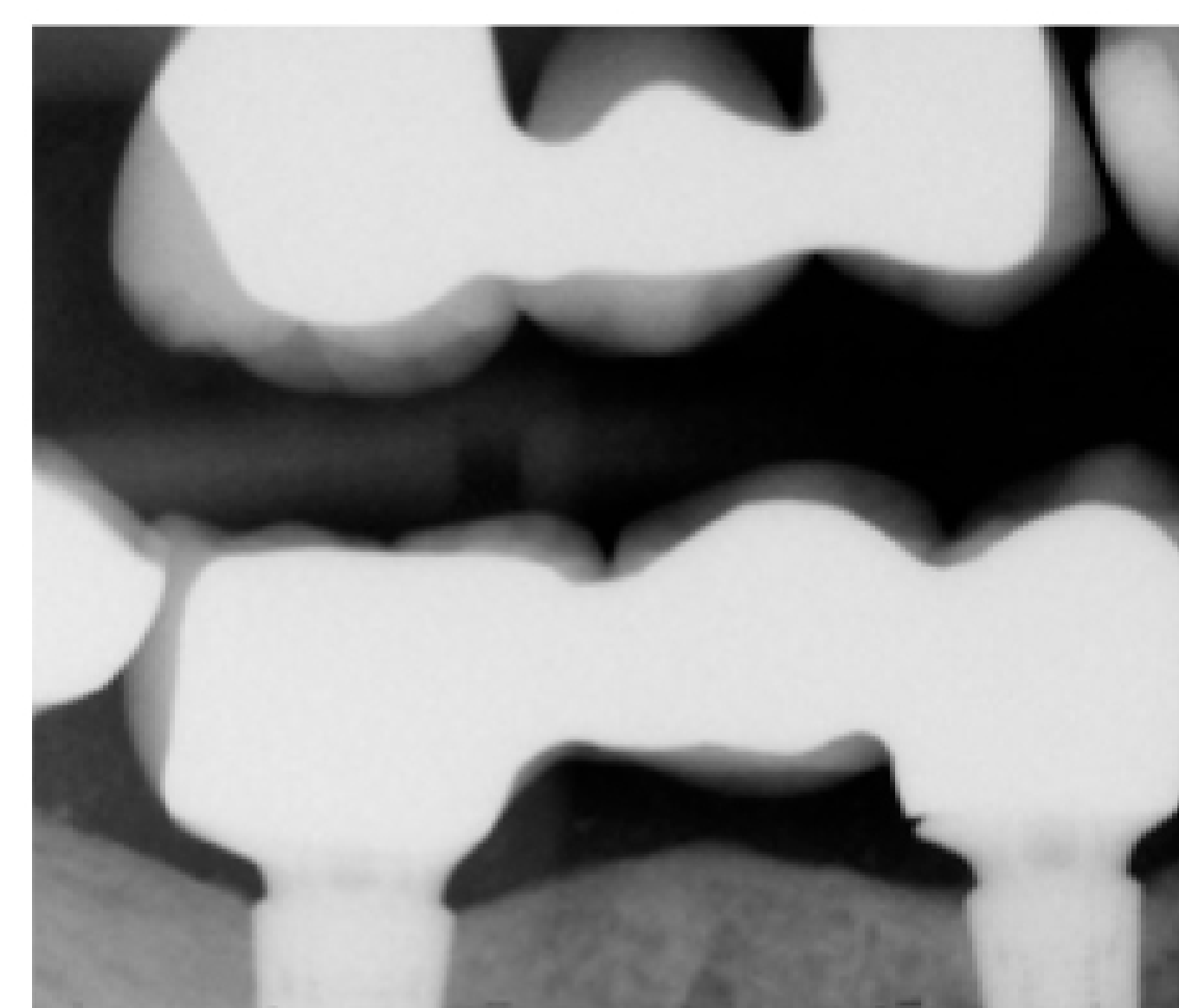
1/2014.



2/2014 Graft in place.

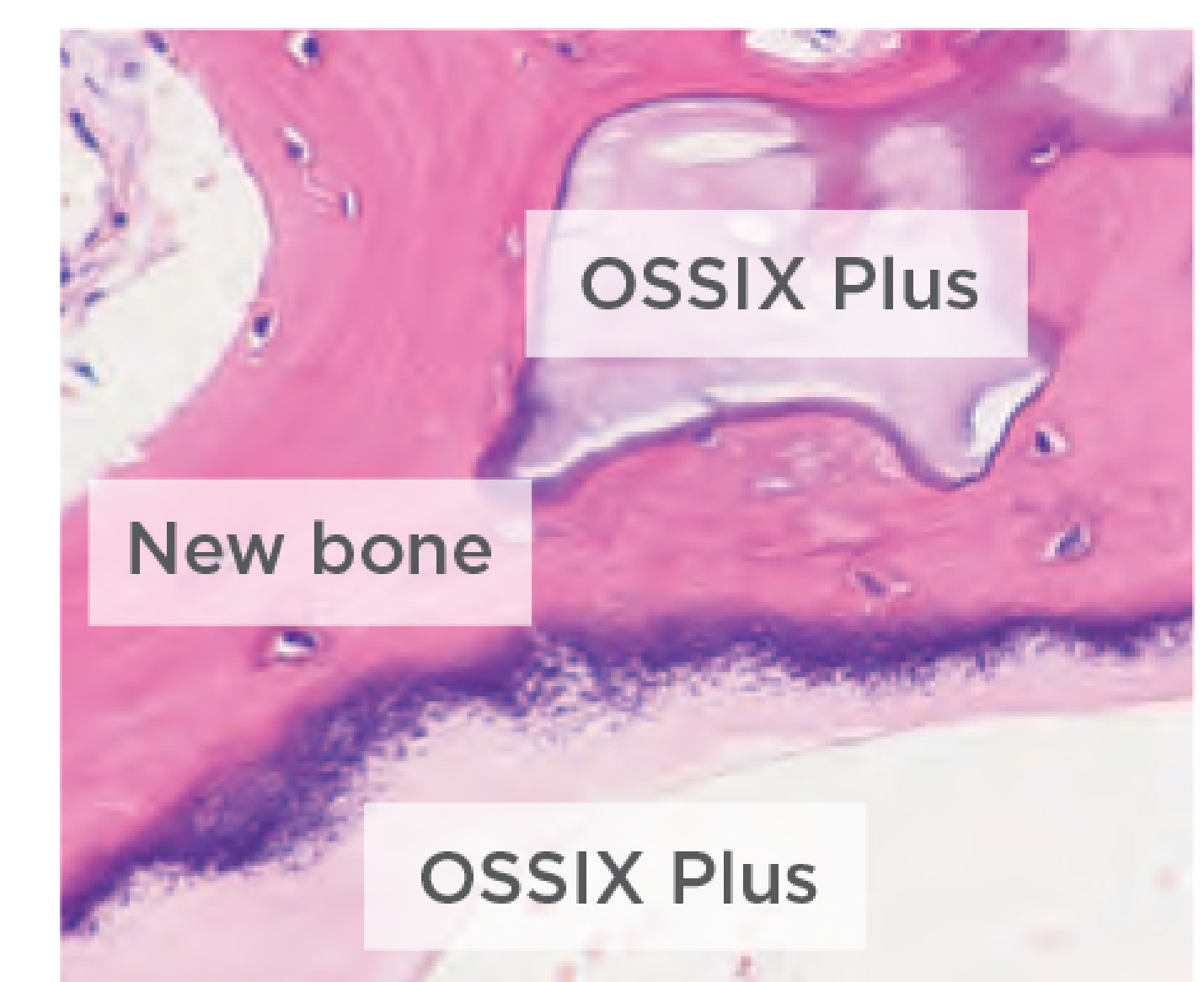
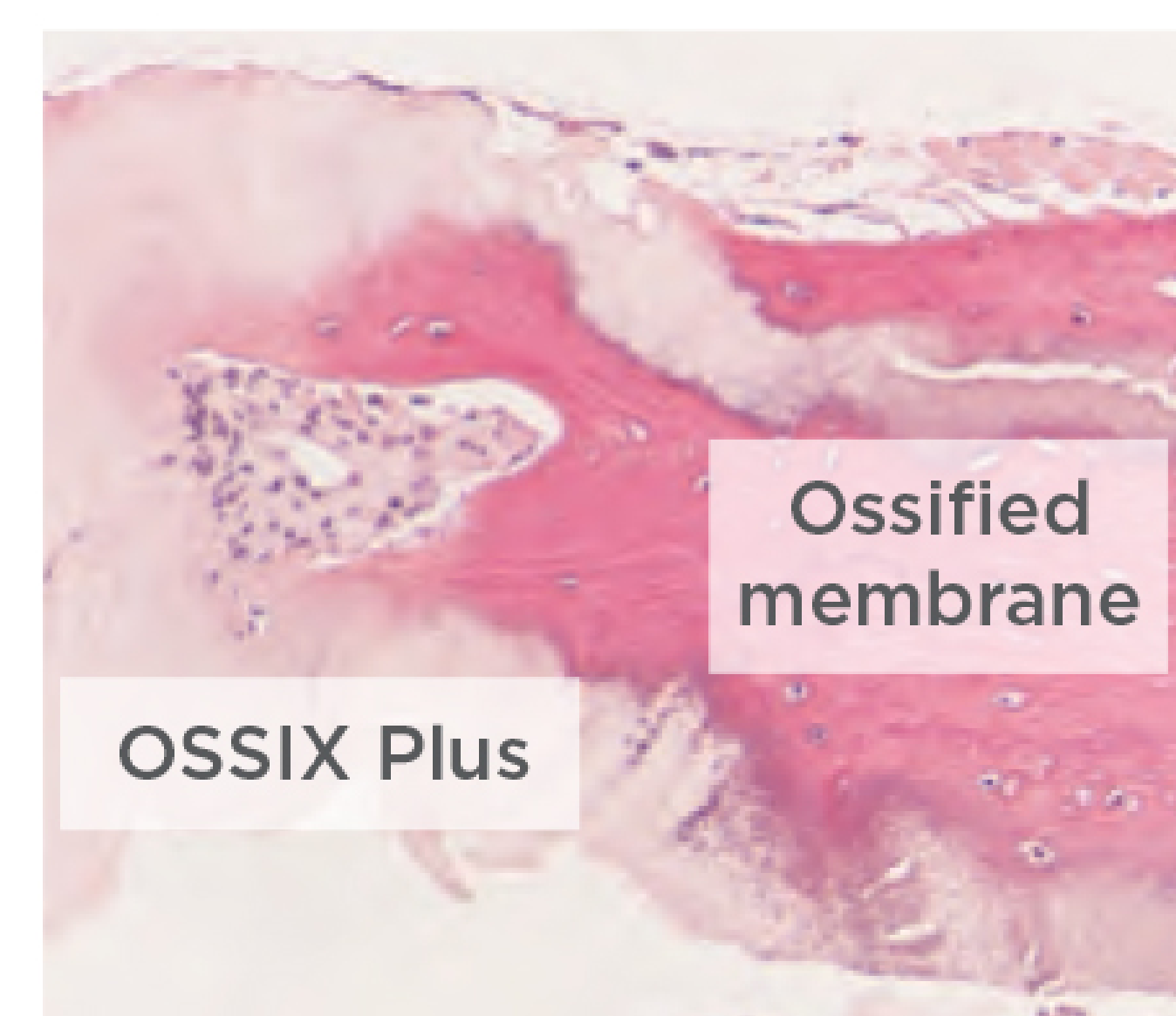
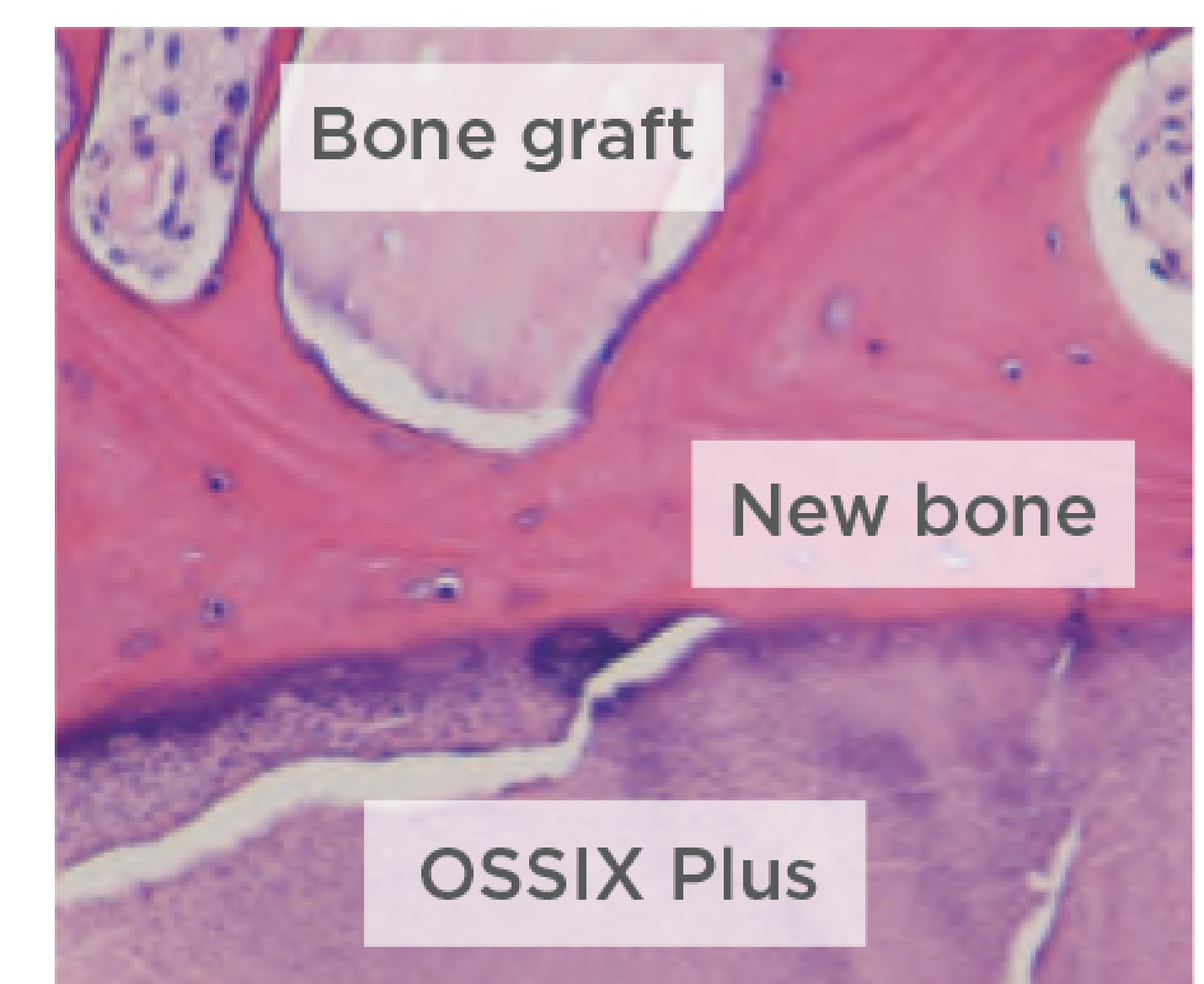


8/2014 Implant placement after 6 months.



3/2017 Healing and bone level maintained after 3+ years.

## Human histology 4-6 months Post-op





## OSSIX® Plus ossification – Supporting publications

Reports of complete ossification of a collagen barrier membrane in GBR procedures.

- Zubery et al. (2007). Ossification of a novel cross-linked porcine collagen barrier in guided bone regeneration in dogs. J Periodontol 78:112- 121.
- Zubery et al. (2008). Ossification of a collagen membrane cross-linked by sugar: a human case series. J Periodontol 79:101-1107.
- Tal H, Kozlovsky A, Artzi Z, Nemcovsky CE, Moses O. (2008) Long-term bio-degradation of cross-linked and non-cross-linked collagen barriers in human guided bone regeneration. Clin Oral Implants Res. 19(3):295-30.
- Capri G, Smukler H, Landi L. (2012) A less invasive approach to mandibular horizontal ridge augmentation using autogenous bone: A human histological case series. The Journal of Implants and Advanced Clinical Dentistry 4:27-36.
- Artzi Z, Weinreb M, Carmeli G, Lev-Dor R, Dard M, Nemcovsky CE. (2008) Histomorphometric assessment of bone formation in sinus augmentation utilizing a combination of autogenous and hydroxyapatite/biphasic tricalcium phosphate graft materials: at 6 and 9 months in humans. Clin. Oral Impl. Res. 19; 686–692.

## Symbios® + OSSIX® from Dentsply Sirona Implants – Regeneration inspired

Together, Symbios and OSSIX are redefining regeneration and will make this combination portfolio a desired choice for regenerative industry leaders.

Staying true to nature, the Symbios portfolio of products provide options for tissue quantity and quality, achieving a stable foundation for aesthetic clinical outcomes. OSSIX, the ossifying brand, features the proprietary, natural cross-linking GLYMATRIX™ technology in OSSIX® Plus, OSSIX® VOLUMAX and OSSIX™ BONE, with documented, long-term results.

### OSSIX® Plus is available in 3 sizes

	15x25mm	25x30mm	30x40mm
<b>Order no.</b>	3290 5284	3290 5285	3290 5286



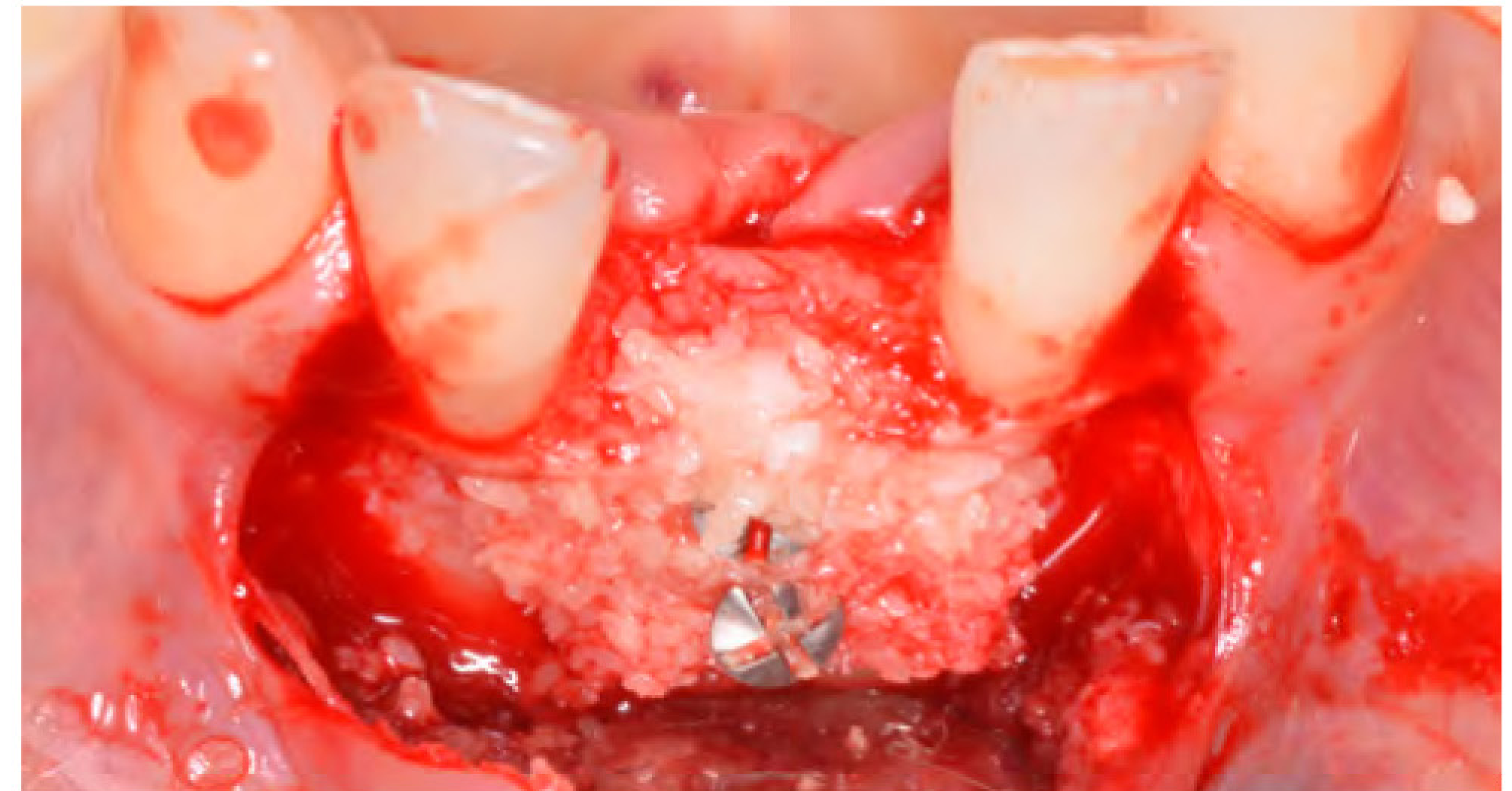


# Redefining regeneration

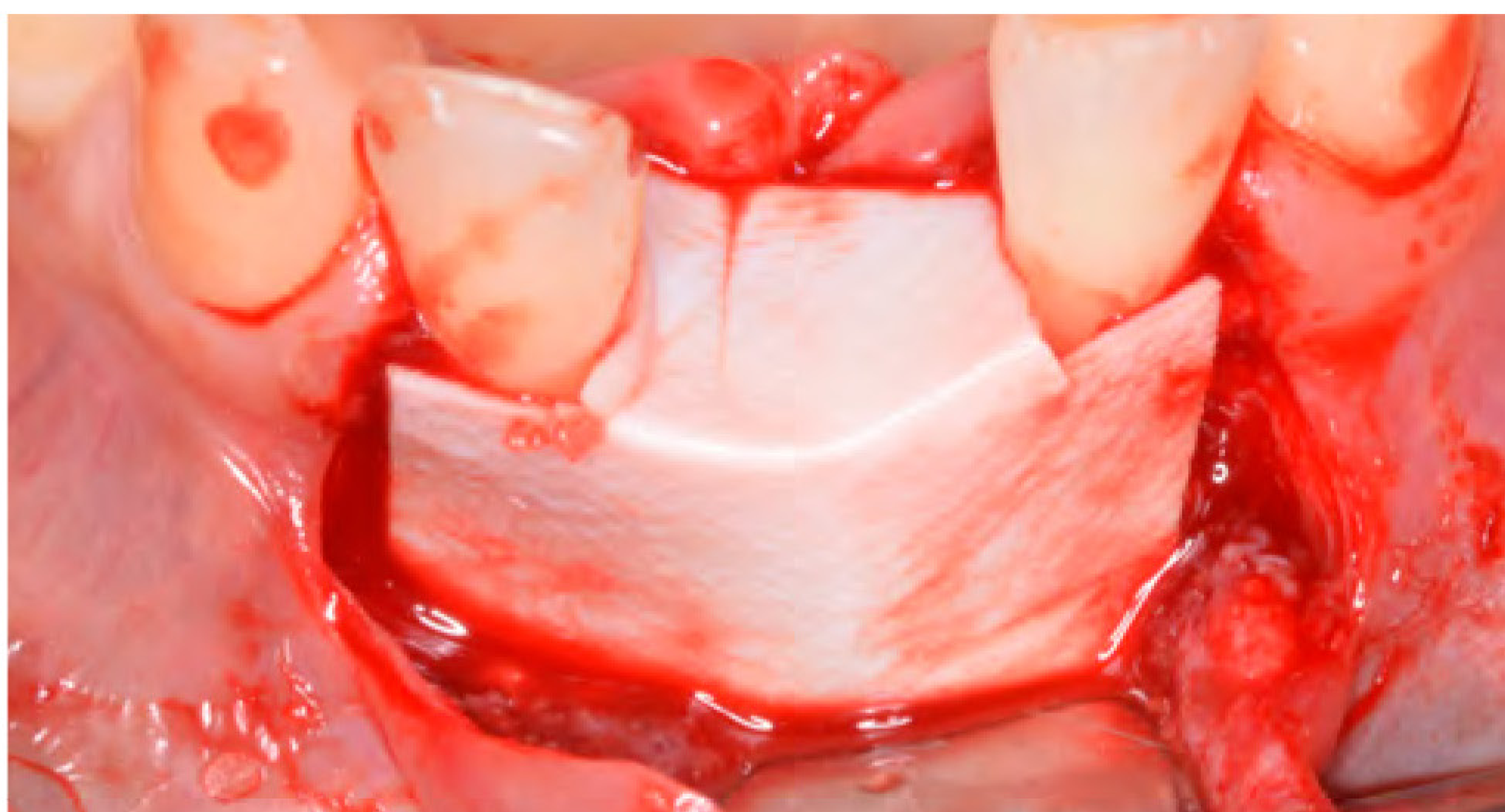
## Supporting predictable results



Ridge too narrow for implant placement.



Bone graft material placed with support of tenting screws to achieve ridge width.



OSSIX PLUS membrane hydrated and adapted\* into position.



Suitable ridge width achieved after 6 months, which allows for implant placement.

Photographs courtesy of Dr. Barry Levin, Periodontist (Jenkintown, PA).

\*It is not recommended to suture or tack the membrane.

1. McGuire MK, Scheyer ET. Long-term results comparing xenogeneic collagen matrix and autogenous connective tissue grafts with coronally advanced flaps for treatment of dehiscence-type recession defects. J Periodontol 2016;87(3):221-7.
2. Klinger A, Asad R, Shapira L, Zubery Y. In vivo degradation of collagen barrier membranes exposed to the oral cavity. Clin Oral Implants Res 2010;21(8):873-6.



## About Dentsply Sirona Implants

Dentsply Sirona Implants offers comprehensive solutions for all phases of implant therapy, including Ankylos<sup>®</sup>, Astra Tech Implant System<sup>®</sup>, Acuris<sup>™</sup> and Xive<sup>®</sup> implant lines, digital technologies, such as Atlantis<sup>®</sup> patient-specific solutions and Simplant<sup>®</sup> guided surgery, Symbios<sup>®</sup> regenerative solutions, and professional and business development programs, such as STEPPS<sup>™</sup>. Dentsply Sirona Implants creates value for dental professionals and allows for predictable and lasting implant treatment outcomes, resulting in enhanced quality of life for patients.

## About Dentsply Sirona

Dentsply Sirona is the world's largest manufacturer of professional dental products and technologies, with a 130-year history of innovation and service to the dental industry and patients worldwide. Dentsply Sirona develops, manufactures, and markets a comprehensive solutions offering including dental and oral health products as well as other consumable medical devices under a strong portfolio of world class brands. As The Dental Solutions Company<sup>™</sup>, Dentsply Sirona's products provide innovative, high-quality and effective solutions to advance patient care and deliver better, safer and faster dentistry. Dentsply Sirona's global headquarters is located in York, Pennsylvania, and the international headquarters is based in Salzburg, Austria. The company's shares are listed in the United States on NASDAQ under the symbol XRAY.

Visit [www.dentsplysirona.com](http://www.dentsplysirona.com) for more information about Dentsply Sirona and its products.

---

THE DENTAL  
SOLUTIONS  
COMPANY<sup>™</sup>

