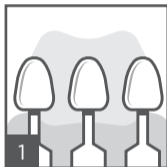


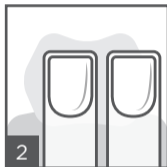
# Spectra ST<sup>1</sup>

## Universal Composite Restorative



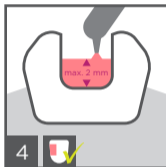
### Shade selection

Use the VITA<sup>®2</sup> Shade Guide and i-shade label or the Spectra ST shade fingers.



### Conditioning and/or bonding

Apply acid conditioner followed by adhesive or self-etching adhesive. Consult directions for use.



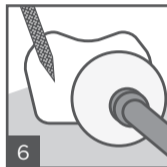
### Placement of restorative

Place increments of a maximum of 2 mm.



### Light-curing

Light-cure each increment according to provided curing chart.



### Finishing and polishing

Shape and contour, finish and polish (e.g. with Enhance<sup>®</sup> Finishing System and Enhance<sup>®</sup> PoGo<sup>®</sup> Polishing System).

<sup>1</sup> Depending on market location, Spectra ST is available as either TPH Spectra<sup>®</sup> ST, Ceram.x Spectra<sup>™</sup> ST, or Neo Spectra<sup>™</sup> ST.

<sup>2</sup> VITA<sup>®</sup> is not a registered trademark of Dentsply Sirona, Inc.



Caution, consult directions for use

# Spectra ST<sup>1</sup>

## Universal Composite Restorative






### Shades available

Spectra ST

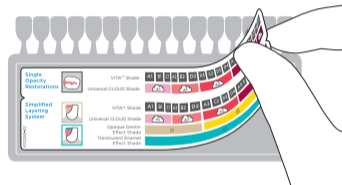
Universal CLOUD shades:  
A1, A2, A3, A3.5, A4

Additional shade:  
BW (Bleach White)

### Curing Chart


Shade	 mW/cm <sup>2</sup>	 sec	 mm
A1- A4	≥ 550	20	2
BW	≥ 800	10	

### i-shade label



Stick i-shade label to VITA<sup>®2</sup> Shade Guide

### Shade Guide

	VITA <sup>®2</sup> Shade	A1	B1	C1	A2	B2	D2	A3	C2	D3	D4	A3.5	B3	B4	C3	A4	C4	+	BW (Bleach White)
	Universal CLOUD Shade	A1			A2			A3				A3.5			A4				