

Your Comprehensive Clear Aligner Solution

SureSmile Aligner— Your Patient, Your Control

dentsplysirona.com/suresmile

THE DENTAL
SOLUTIONS
COMPANY™

 **Dentsply
Sirona**



Your Patient, Your Control

As an orthodontist you encounter complex malocclusions every day. With your education and experience, you have the right solution for every orthodontic challenge. With SureSmile you have access to a software platform that enhances your unique ability in all clinical matters.

Good news for your patients seeking aligner treatment: with SureSmile now even more complex cases can be treated with clear aligners, for example mild to moderate Class II and III malocclusions.

But that is not all. You decide if you leave the planning to the experienced SureSmile Digital Lab or whether you do the treatment planning and aligner fabrication yourself – with the same software.

In addition, useful applications are available, such as advanced diagnostic tools, smile design or even the digital positioning of brackets.

With SureSmile you are in the driver's seat at all times.

SureSmile – Your Comprehensive Clear Aligner Solution

Straight forward and open. The SureSmile Aligner Workflow.

The workflow with SureSmile can be smoothly integrated into any practice. The software is browser-based and does not require local installation. Furthermore, the SureSmile Digital Lab accepts data from all common intraoral scanners. It could not be easier.



1 Collecting Records

Photos and a digital impression are taken at the first appointment. SureSmile accepts scans from any contemporary intraoral scanner. X-ray data is used for a more comprehensive diagnosis.



2 Submitting Prescription

Specify your detailed preferences for the treatment or rely on our technicians' expertise.



3 Approval or Modification of Treatment Plan

All treatment plans submitted to the SureSmile Digital Lab go through a comprehensive planning process and a final quality inspection by a senior technician. This ensures excellent initial setups.



4 Manufacturing of the Aligners

Once you approved the treatment plan SureSmile Aligners, are fabricate in a state-of-the-art process using industry leading Essix® material.

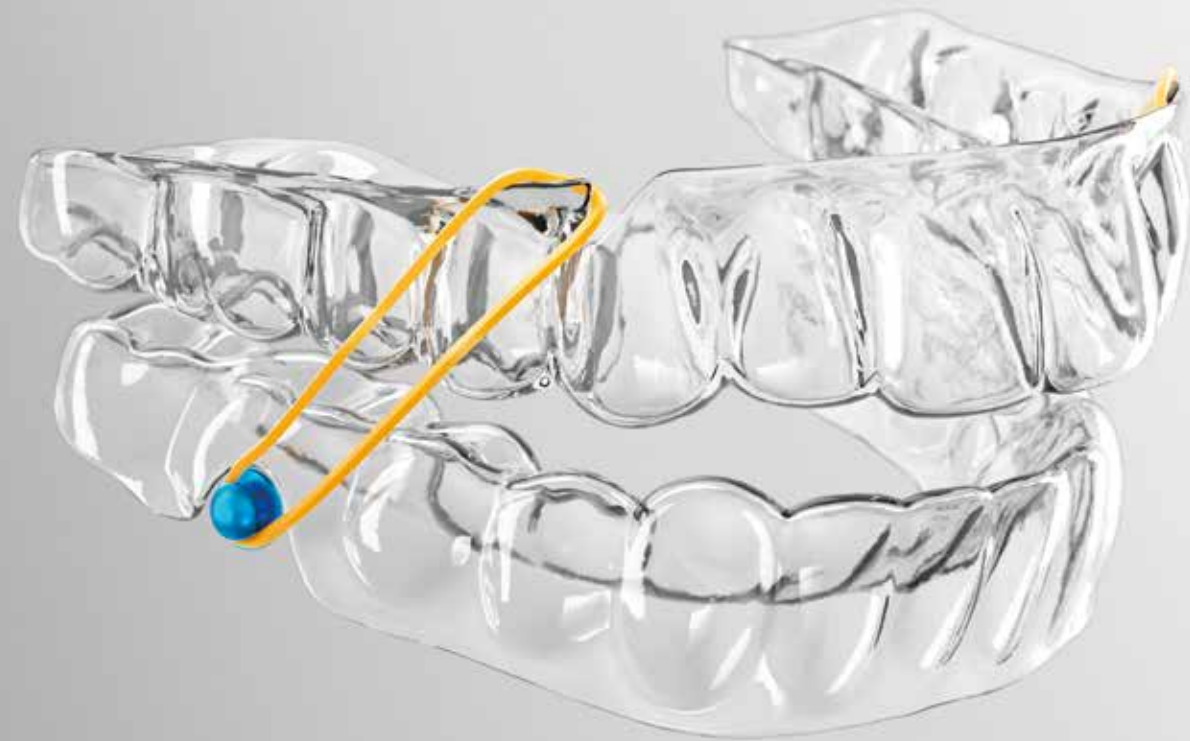


5 Starting Treatment

Once you receive the Patient Kit, it is time to start your patient's treatment.

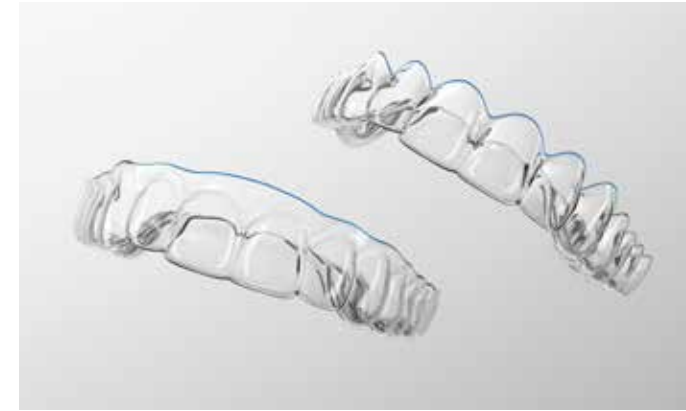
Brimming with Clinical Excellence, yet almost Invisible

SureSmile clear aligners are made by experts using the latest technology and proven materials. Precise processing of the data and a thorough quality control ensure outstanding fit, excellent durability and a virtually invisible treatment.



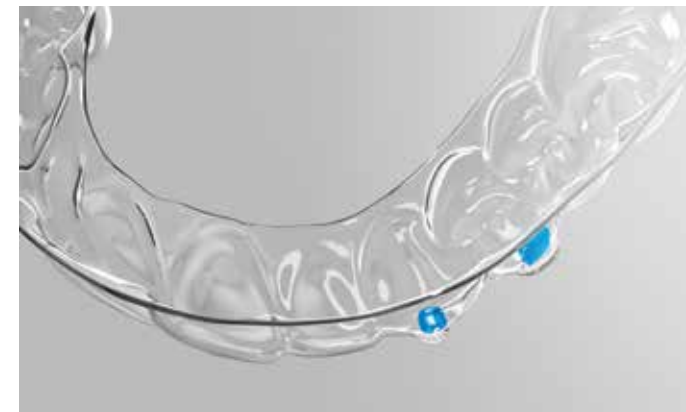
Treatment of more complex cases – Correction of Class II and III

SureSmile Aligner allows you to also treat more complex cases: Cut-outs in the clear aligners make it possible to correct mild to moderate Angle Class II and III cases. Slits allow the insertion of intermaxillary elastics, larger cut-outs provide access to buttons that are attached to the teeth.



Variable Trim Line for your clinical preference

With SureSmile Aligner, you can freely choose the design of the trim line. The aligners are trimmed in a high-precision automated laser cutting process. The edges are particularly smooth and provide outstanding wear comfort. The **straight trim line** follows the gingiva at a constant distance, which you can determine yourself. A small overlap of the gingiva can have a positive effect on the force transmission and even reduce the number of necessary attachments. Or choose the new **scalloped design** to meet the highest aesthetic demands. The edge of the aligner exactly follows the course of the gingiva and is therefore hardly noticeable.



Outstanding material properties and excellent force transmission

In manufacturing, we use the latest materials from industry leading Essix® plastics. SureSmile clear aligners snap on perfectly, are virtually invisible and they remain so as the material is highly resistant to staining. They also ensure outstanding force transmission. With SureSmile Aligner, we maintain the number of necessary attachments at a low level, but when applied, they are highly customizable.



Automatic Pontics for concealing gaps and missing teeth

No matter whether you open gaps for an implant or close them after extraction – with SureSmile your patient can smile with confidence during the treatment. As soon as a gap is larger than 3 mm, an artificial tooth is created that fills the space. All you have to do is paint in color-matched composite and cure for the perfect illusion.



Only the best for you and your patients

SureSmile Aligners are created in a sophisticated process. The digital treatment planning is carried out by experienced lab technicians and production involves the latest technology. At the very end, it is our strict quality control that ensures that only flawless products leave our production facility.

The First Step to a Healthy Smile: Collecting Patient Data

The starting point for prescription and treatment plan is a set of patient data. The protocol is very easy, will be carried out at a single appointment and can mostly be performed by an assistant. The open system of SureSmile does not limit you in any way.



It starts with an intraoral scan

The intraoral scan is the starting point of any SureSmile Aligner planning. SureSmile is an open system that accepts STL data from any scanner available. If you are still looking for the ideal intraoral scanner, we would like to introduce you to Primescan: One of the fastest and most accurate scanners available that is also exceptionally easy to use.



Patient photos for capturing the natural facial features

A picture is worth a thousand words and gives essential information about the natural smile anatomy of your patient. For every case, the SureSmile Digital Lab creates a sophisticated smile design that takes the patient's natural smile line into account when planning treatment.



X-ray data for a more in-depth diagnosis

The SureSmile Digital Lab uses x-ray data to consider condition, position and shape of the roots for the treatment plan and provides you with an interactive 3D view for optimal evaluation of the case. The open SureSmile software accepts 2D X-rays (Cephalometric and panoramic images) from any digital imaging device. Alternatively, you can provide CBCT data from a number of certified 3D imaging devices, including Orthophos S and Orthophos SL.

Scanning, Analysis and Patient Consultation with Primescan and CEREC Ortho

SureSmile accepts STL data from any intraoral scanner. If you have not found the ideal scanner yet, here is an excellent choice for outstanding results: Primescan is your perfect starting point into SureSmile treatment. Our latest intraoral scanner impresses with enormous performance and is particularly easy to use. With the optional CEREC Ortho Software you can do even more: With a few clicks you instantly do a model analysis or a simulation of a possible treatment outcome. So quick and easy that it can be done in the same appointment as the scan.



reddot design award
winner 2019



SPEED

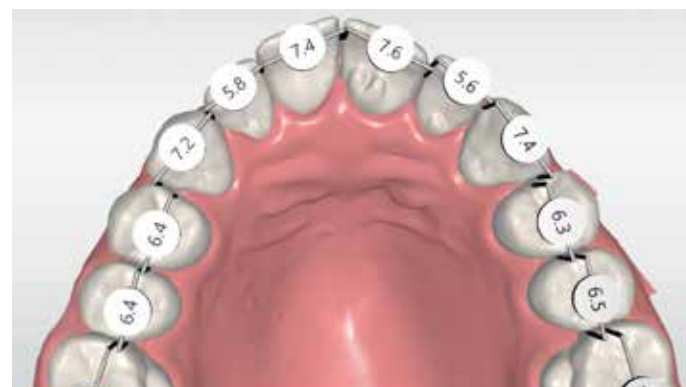
Create a digital model in 2-3 minutes with Primescan.

ACCURACY

The innovative Smart Pixel Sensor processes more than 1,000,000 3D data points per second, producing photorealistic and highly accurate data.

EASE OF USE

Even inexperienced users quickly produce impressive results.



The optional CEREC Ortho Software enables you to perform a model analysis right after the scan. A few clicks and the software AI provide you with valuable information on Angle Class, Bolton index, overjet, overbite, transversal distances, available space and symmetry.



The Treatment Simulation of the CEREC Ortho Software automatically aligns teeth and displays a possible result only minutes after the scan - on the scanner or your practice PC. A great way to help your patients make a decision before you order a treatment plan.

See more - Dentsply Sirona Imaging Solutions for Orthodontics

Almost every treatment starts with a high-quality X-ray image, which is why the Dentsply Sirona Orthophos family provides a great foundation for any practice. The Orthophos models, Orthophos E, Orthophos S 2D/3D and Orthophos SL 2D/3D, are designed for ease of use, longevity and to ensure excellent images to aid an accurate and clear diagnosis.

Every feature integrated into each of our units, whether it be the positioning components, optional ceph arm, EasyPad or a number of other features, have been designed to support the different practice needs and the individual patients and their unique situations. Whether 2D or a 2D/3D hybrid device, our portfolio has optimum flexibility with various upgrade and extension options, so that the units can grow with the practice.

At Dentsply Sirona we don't just design individual units, but seamless solutions to support the entire workflow. Which is why you can now use the images captured with the Orthophos S and Orthophos SL devices to plan your treatment with SureSmile aligners. In conjunction with an optical scan, they are validated for use in the SureSmile Aligner and SureSmile Ortho software, providing the ultimate treatment offering.



For Professionals. By Professionals – The SureSmile Digital Lab

The advanced capabilities of the software combined with the clinical expertise and the technical skill of our SureSmile Digital Lab lead to predictable and achievable treatment plans with ABO graded finish*. Setups are designed to the patient's natural anatomy for an ideal functional and aesthetic result. 20 years of experience and a solid quality management ensure excellent initial proposals and a minimum number of refinements.

Review Your Treatment Plan – Anytime, Anywhere

Once the Digital Lab has created the initial treatment plan, you will receive it for review and approval. We take pride in our solid initial setups. Most of our treatment plans require little or no modifications. But take a look for yourself: The latest version of the SureSmile Aligner software comes in a clean, contemporary look and allows a thorough review of the case with a wide range of different tools. Since the SureSmile software is browser-based, you can review and approve in the practice, at home or while travelling.

You Make the Decisions. We Make Them Work.

With the user-friendly SureSmile Aligner software, it is fast and easy to upload STL files, X-ray data and patient photos to your SureSmile account. It is also easy to determine your individual treatment goals. The software makes it easy to instruct the SureSmile Digital Lab in detail. A well-structured dialogue will effortlessly guide you to a customized prescription that exactly meets your clinical preferences.

According to your instruction the SureSmile Digital Lab will deliver a treatment plan that will match each patient's natural anatomy. We rely on more than 20 years of experience in digital planning of orthodontic cases. A sophisticated quality management system ensures that all our plans meet the highest standards. The result? Outstanding initial setups that keep modifications to a minimum.

Instruct the Digital Lab using MACROS:

M: Midline. Decide which midline to treat to and how to achieve midline correction.

A: Archform. Define which archform to treat to.

C: Class – how to handle class correction.

R: Resolutions. Specify on how to resolve tooth size issues.

O: Occlusal Plane. Give the Digital Lab information on the occlusal plane if applicable (e.g. whether to level a cant).

S: Special Instructions. You call the shots, the lab does the work.

Choose Complete or Select for aligners your way.

COMPLETE your care-free plan

Flat rate pricing: unlimited aligners and free refinements throughout treatment time up to 3 years from aligner production.*

SELECT pay exactly what you need

Only pay for the number of aligners you need. Ideal for small and manageable cases.



Precise CAD models

The basis for all digital appliance design is the CAD model. For this reason, we have invested in software development and process control required to deliver the most precise models in the industry**.

Planning and appliance staging support

After submitting your prescription preferences along with patient data, our orthodontic specialists can provide fully staged clear aligner treatment plans. You can then choose to have the clear aligners fabricated by us or fabricate in-office using printed SureSmile arch models or even print models yourself.



"The power of the software allows the lab technicians to send me extremely accurate set-ups that take me less time to review and lead to better clinical outcomes."

Dr. Brian Gaudreault, DMD
Southeast Orthodontics
Raynham, MA

* SureSmile automated quality scoring methods were designed and implemented in accordance with ABO Calibration Kit. ABO is not a registered trademark of Dentsply Sirona; no endorsement is implied.

** Study by University of Minnesota conducted in 2014. Grünheid, T.; Patel, N.; De FelippeN.; Wey, A.; Gaillard, P.; Larson, B. Accuracy, reproducibility, and time efficiency of dental measurements using different technologies. Am. J. Orthod., 157-164

Diagnostic Solutions – For the Visionary in You.

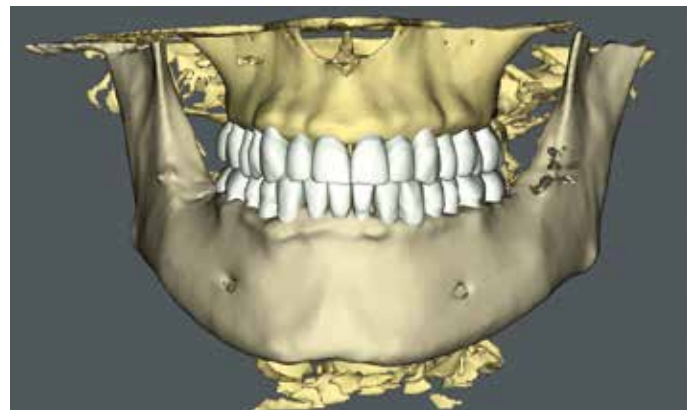

With accurate CAD models and a comprehensive array of diagnostic CAD tools, you can assess challenging cases of any type. Whether it is a routine assessment or determination of non-surgical alternatives for a patient who declines surgery, there is no more powerful system than what is provided in your SureSmile toolkit.

Model capabilities:

- Bolton analysis on every model
- Interactive quality tools for assessing occlusion
- Automated measurements of tooth width, arch width, interproximal contact points and clipping planes

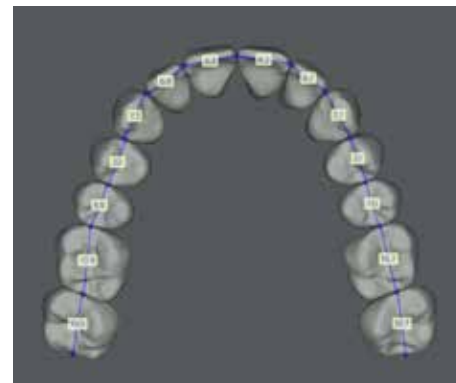
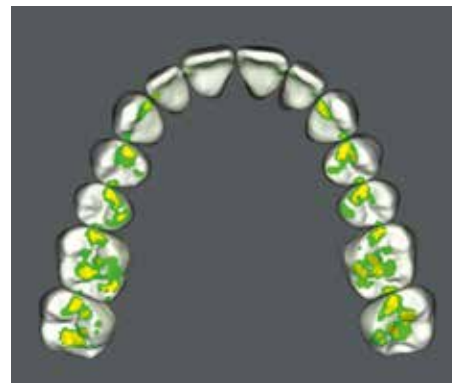
Real-time simulation:

- Occlusal contact points
- IPR options, skeletal movements, evaluation of multiple treatment strategies, etc.
- Ability to create treatment simulations for surgical, restorative and extraction cases



2D/3D Registration

X-ray data will be registered with 3D model, smile photo and the patient's natural head position. This supports predictable and biologically achievable outcomes that are in line with the patients natural anatomy.



Many diagnostic tools, such as arch width measurement, contact point simulation and space analysis

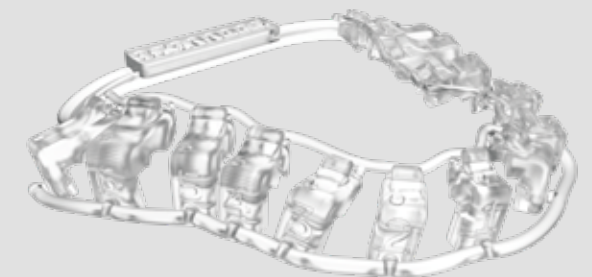
State-of-the-Art Production for State-of-the Art Appliances

After your approval, SureSmile clear aligners are manufactured in a state-of-the-art production process. Models are created on the latest 3D printing equipment. The aligners are made of industry leading Essix material, automatically marked and robotically laser trimmed. Strict quality control ensures that only the highest quality leaves the facility. The result: highly transparent aligners with outstanding elastic characteristics and excellent fit.



Digital Bracket Treatment with SureSmile IDB

Digital orthodontics does not stop at aligners. SureSmile can also make bracket treatment more efficient: Position the brackets on the screen and transfer them accurately all at once with SureSmile IDB. The innovative design provides easy access for removing excess composite.





Full Flexibility in Aligner Fabrication

Once the treatment plan and staging have been created – by you or the SureSmile Digital Lab – it is time to start production. Depending on the equipment of your practice laboratory, you can fabricate your own in-office aligners. Either order physical models from the SureSmile Digital Lab or even print those from STL files provided in the SureSmile software.



In case you own a 3D printer, you can produce the dental models for thermoforming directly in your laboratory. If not, our experienced technicians will produce staged models for you using state-of-the-art 3D printing technology.

In-office Aligner Design – The Value of Versatility

SureSmile offers you full flexibility in the aligner treatment. Using the same SureSmile Ortho platform, you can order full-service aligner treatment to your specifications from the SureSmile Digital Lab or digitally design your own treatment plan.



With the models you can now thermoform your own clear aligners. For the production, we are pleased to recommend our industry-leading Essix® ACE® Plastic and the Drufomat Scan thermoforming device.



“The SureSmile Ortho platform is all about versatility. I can use it for anything from comprehensive treatment to limited alignment and active retainers. Plus, I have the choice of having them fabricated for me at SureSmile’s digital lab or making the appliances in-house.”

Cory Costanzo
DDS, MSD
Fresno, CA

Of course, you can leave the treatment planning to the SureSmile Digital Lab. If you decide to carry out this step yourself, the SureSmile software offers you fully controllable tooth movements, individual attachment planning and automatic staging.

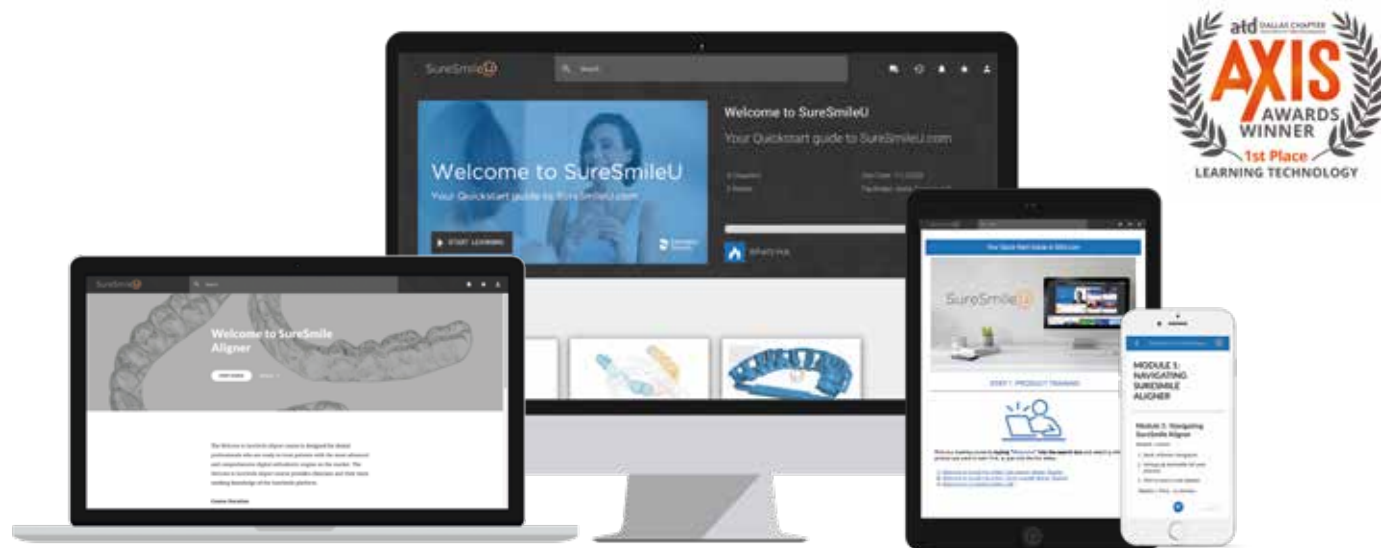


Drufomat scan pressure machine

- Barcode scanner programs heating and cool-down times.
- Manual data entry is also possible.
- Variable pressure of up to 6 bars (87 psi) produces excellent internal adaption
- Vertical forming design insures consistent results
- Accepts 120 mm & 125 mm circle or any square materials
- For clear aligners we recommend the use of Essix® ACE® Plastic

Every Beginning is hard? Not with SureSmile.

Starting with SureSmile is easy. We are happy to assist you with your first steps and will always be at your side as a reliable partner. There is also a learning resource available to you 24/7: On our award-winning eLearning platform SureSmileU, you can find all sorts of step-by-step guides, videos, job aids and monthly live training events with expert clinicians.



Each Treatment is Individual, but the Result is always the same: You Make Your Patients Smile.

Every patient is different. It is your unique ability to choose and carry out the best possible treatment for each of them. With SureSmile you have a comprehensive repertoire of diagnostic and treatment options to help you meet this challenge. So that you can effectively do what you do best: Making your patients smile.

SureSmile - Your Comprehensive Clear Aligner Solution.

Most Advanced Options with SureSmile Advanced

For dental professionals who want the most sophisticated planning tools and customization options for all orthodontic treatments, SureSmile Advanced offers a fully customized fixed appliance system that incorporates labial and lingual treatment with surgical design, an array of restorative planning tools and unparalleled accuracy of bracket placement. So you can provide your patients with the most advanced orthodontic treatments.



Get Started Today!

Contact your Dentsply Sirona Orthodontic Rep or call **1.888.672.6387**

Learn more at [SureSmile.com](https://www.suresmile.com)

Procedural Solutions

Preventive
Restorative
Orthodontics
Endodontics
Implants
Prosthetics

Enabling Technologies

CAD/CAM
Imaging Systems
Treatment Centers
Instruments