

THE DENTAL  
SOLUTIONS  
COMPANY™



Xios AE

# Advanced Exposure.

[dentsplysirona.com/intraoral](https://dentsplysirona.com/intraoral)



Xios AE

Xios AE

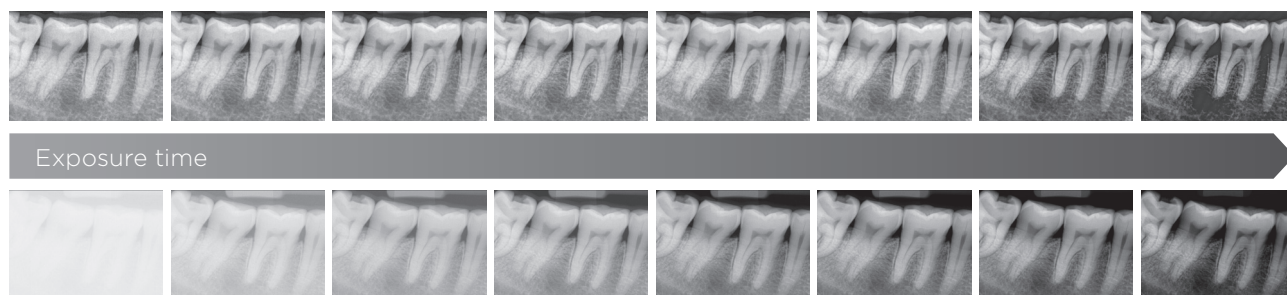
# Xios AE

Dentsply Sirona's new Advanced Exposure technology offers you the extra security you need for your diagnosis. The Xios AE sensor combines the proven resolution of 33 lp/mm\* with innovative filtering functions that provide even better contrast for indications, such as caries and endodontic cases. Low-noise images, improved visibility of details, and a dedicated post-exposure correction that compensates for non-optimal exposure parameter settings help to provide relevant advantages at a reduced dose. Your benefits? Superior images available within seconds and ultimate confidence in your treatment assessment. All with Xios AE.

## Enhanced dynamic range - Consistent image quality at a lower dose.

Increased sensor sensitivity and an enhanced low-dose optimized exposure spectrum allow for optimal visibility and diagnostics at reduced exposure. Underexposed images are successfully counterbalanced, granting consistent image quality and dose flexibility.

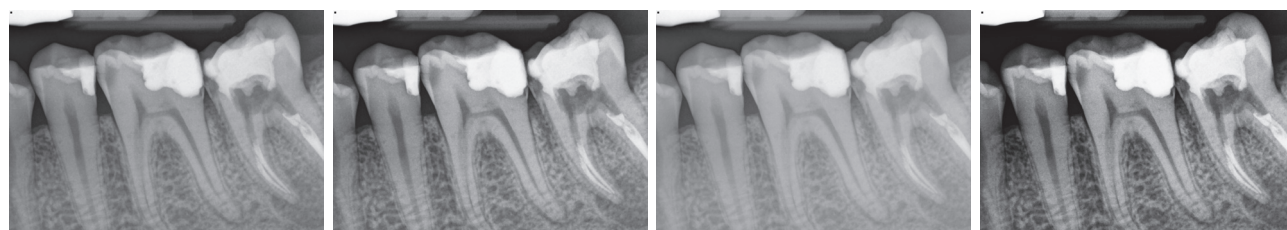
Xios AE



Regular sensor

## Diagnostic support via software

In addition to the dynamic sharpening slider, the Xios AE provides you with four exclusive advanced filtering enhancements: General Dentistry, Endodontic, Periodontic and Restorative. Depending on the indication-based filter you select, relevant structures are highlighted accordingly in an individual image impression. With just a simple click of your mouse, you can choose which mode will best support the specific clinical situation.




General Dentistry

Endodontic

Periodontic

Restorative

\* Theoretical resolution



## Sensor sizes

- Size 2:** Adult bitewings and single tooth images
- Size 1:** Single tooth images for smaller adults and bitewings for larger children
- Size 0:** Pediatric images



## USB 3 - Secure data transfer

The use of Xios AE sensors in combination with the new USB 3 interface allows for accelerated information read-out and optimized data transfer. Protected connection plugs provide additional durability in daily practice use.



## Easy cable exchange

In the event that a cable gets damaged, you have the ability to change it out completely in-house and within minutes. Only two screws need to be loosened to replace your cable and protect your investment, guaranteeing no lost productivity.



## Your benefits with Xios AE

- Superior image quality with dedicated diagnostic filtering
- Enhanced low-dose optimized dynamic range
- Dynamic sharpening slider for individual image enhancement
- Improved USB data transfer
- Easy cable exchange

## Technical Data

Xios AE in combination with Sidexis version 4.3 (and higher)	
Sensors	
Active area - Size 0	18 mm x 24 mm
Sensor dimensions - Size 0	23.6 mm x 32 mm x 7.5 mm
Active area - Size 1	20 mm x 30 mm
Sensor dimensions - Size1	25.4 mm x 38.3 mm x 7.5 mm
Active area - Size 2	25.6 mm x 36 mm
Sensor dimensions - Size 2	31.2 mm x 43 mm x 7.5 mm
Physical pixel size	15 µm

Xios AE in combination with Sidexis version 4.3 (and higher)	
Sensors	
Measured resolution	28 lp/mm
Theoretical resolution	33 lp/mm
Cable length	Up to max. 2.7 m
USB Interface	
USB interface port	USB 3
Power supply	USB port

## Dentsply Sirona

Sirona Dental Systems GmbH  
Fabrikstrasse 31, 64625 Bensheim, Germany  
dentsplysirona.com

## Procedural Solutions

Preventive  
Restorative  
Orthodontics  
Endodontics  
Implants  
Prosthetics

## Enabling Technologies

CAD/CAM  
Imaging  
Treatment Centers  
Instruments