



Rinn®  
Intraoral Imaging Accessories

# Product Catalog 2019

---

THE DENTAL  
SOLUTIONS  
COMPANY™

 Dentsply  
Sirona

# Overview

**Rinn® XCP-ORA®**  
One Ring & Arm Positioning System..... 3

## Digital Sensors

**Universal & Autoclavable Sensor Holders**  
Rinn® XCP-DS Fit® ..... 4, 5  
Rinn® Snap-A-Ray® DS..... 6  
Rinn® Snap-A-Ray® DS Endo ..... 6  
Rinn® Eezee-Grip® ..... 6  
Rinn® Snap-A-Ray® for e2v (CCD) and Schick CDR ..... 6

**Universal & Disposable Sensor Holders**  
Rinn® Uni-Grip® 360 ..... 7  
Rinn® Rinn® EZ-Tab® ..... 12

**Sensor Covers** ..... 5

## Phosphor Plates

**Universal & Autoclavable Phosphor Plate Holders**  
**New!** Rinn® XCP-PSP Fit™ ..... 8  
Rinn® Flip-Ray® ..... 10

**Universal & Disposable Phosphor Plate Holders**  
Rinn® Uni-Grip® ..... 7

**Phosphor Plate Envelopes** ..... 9

## Film

**Universal & Autoclavable Film Holders**  
Rinn® XCP® ..... 11  
Rinn® Flip-Ray® ..... 10

**Universal Disposable Biteblocks**  
Rinn® XCP® ..... 12

**Small Equipment**  
Rinn® Universal Collimator ..... 12

### Tips & Tricks on Sensor Positioning

Would you like to optimize your intraoral images while using digital sensors?

Check out our Youtube Channel and discover helpful tutorials around sensor positioning.


[www.youtube.com](http://www.youtube.com)

1

2



# Decrease clutter with only **1 Arm and 1 Ring.**



## Rinn® XCP-ORA® One Ring & Arm Positioning System

**One Ring. One Arm. One Goal:  
Faster & Easier Radiographic Accuracy.**


- To be used with Rinn® biteblocks for
  - Digital Sensors (XCP-DS Fit®)
  - Phosphor Plates (XCP-PSP Fit™)
  - Film (XCP®)
- Combines positioning arm and rings for anterior, posterior and bitewings in 2 pieces only (6 pieces become 2)
- Fast set-up due to color coding
- Works with round and rectangular collimators
- Autoclavable
- Recommendation: 3 Sets per office

ORA Ring & Arm	Qty
550771 XCP-ORA® Arm & Ring	1 pc.
550772 XCP-ORA® Arm & Ring	2 pcs.
550773 XCP-ORA® Ring	1 pc.
550774 XCP-ORA® Arm	1 pc.


### For Digital Sensors:



### For Phosphor Plates:



### For Film:



Please note: The green Endo-Biteblocks of the product lines Rinn® XCP®, XCP-PSP Fit™ and XCP-DS Fit® need the XCP® positioning arm and ring (see page 5, 9 and 11).

## It fits!

Any size. Any brand.

Designed to deliver fast intraoral radiography.

Band stretches to fit any sensor!



Anterior Thick



Posterior



Vertical/Horizontal Bitewing



Endo


## Rinn® XCP-DS Fit® Universal Sensor Holder

### Less clutter - each biteblock fits multiple sizes

- Fits any size - designed for sensor sizes 0, 1, 1.5 and 2, no matter the brand
- Fast and easy to load
- Rigid sensor support - keeps sensor positioned accurately
- Silicone cushioned edges help provide patient comfort

### Rinn® XCP-ORA® One Ring & Arm Positioning System

Used with the 3-in-1 XCP-ORA® Positioning System, the single arm and ring design simplifies positioning with fewer parts.



## Rinn® Universal Digital Sensor Covers

Disposable Polyurethane Barrier



Rinn® Universal Digital Sensor Covers		Qty
550500	Relaxed-fit bags 3,8 x 17,8 cm	500 pcs.



## Rinn® XCP-DS Fit®

Biteblocks

Anterior Thick



Posterior



Vertical Bitewing  
Horizontal Bitewing



Endo



Replacement  
Silicone Bands



		Fits Sensor Size	Qty
Anterior Thick			
559901	Anterior Thick	1, 1.5, 2	2 pcs.
Posterior			
559902	Posterior	1, 1.5, 2	2 pcs.
Bitewing Horizontal			
559903	Bitewing Horizontal	1, 1.5, 2	2 pcs.
Bitewing Vertical			
559904	Bitewing Vertical	1, 1.5, 2	2 pcs.

		Fits Sensor Size	Qty
Endodontic			
559905	Endo	1.5, 2 Horizontal 1, 1.5 Vertical	2 pcs.

		Qty
Replacement Silicone Bands		
559913	Short - For Posterior, Vertical Bitewing, Endo and Size 0	6 pcs.
559914	Long - For Anterior Thick, Anterior Thin, and Horizontal Bitewing	6 pcs.

The Vertical Bitewing biteblock can also be used for Horizontal Bitewings with a size 0 sensor.



## Rinn® XCP-ORA®

One Ring & Arm Positioning System



		Qty
Rinn® XCP-ORA® Ring & Arm		
550771	XCP-ORA® Arm & Ring	1 pc.
550772	XCP-ORA® Arm & Ring	2 pcs.
550773	XCP-ORA® Ring	1 pc.
550774	XCP-ORA® Arm	1 pc.

## Rinn® XCP®

Aiming Ring & Arm



		Qty
Rinn® XCP® Endo Arm & Ring		
550597	Endo Arm (No pins)	1 pc.
550598	Endo Ring (Green)	1 pc.


## Rinn® XCP-DS Fit® Kits

Universal Sensor Holder

Rinn® XCP-DS Fit® Kits	
559900	<b>Rinn® XCP-DS Fit® Hygiene Kit</b> Contains: (50) Universal Sensor Covers, Biteblocks: (2) Anterior Thick, (2) Posterior, (2) Vertical Bitewing, (2) Horizontal Bitewing, (1) ORA Ring & Arm
559909	<b>Rinn® XCP-DS Fit® Complete Kit</b> Contains: (50) Universal Sensor Covers, Biteblocks: (2) Anterior Thick, (2) Posterior, (2) Vertical Bitewing, (2) Horizontal Bitewing, (2) Endo, (1) ORA Ring & Arm, (1) XCP Endo Arm, (1) XCP Endo Ring

Rinn® XCP-DS Fit® Kits	
559908	<b>Rinn® XCP-DS Fit® Endodontic Kit</b> Contains: (50) Universal Sensor Covers, (2) XCP-DS Fit Endo Biteblocks, (1) XCP Endo Arm, (1) XCP Endo Ring

# Universal & Fast Loading Design fits all Sensors



## Rinn® Snap-A-Ray® DS Universal Sensor Holder

**Saves time and easy to use.  
For intraoral radiographs with bisecting technique.**

- Fits any size sensor, no matter the brand
- For all anterior and posterior radiographs
- Soft overmolding is gentle to the sensor case. Soft grips protect the sensor case from hard edges.
- Autoclavable
- Also available as endo holder



Snap-A-Ray® DS Endo for endodontic or implant imaging has a cutout bite surface to leave room for your work.

### Snap-A-Ray® DS Positioning Arm and Ring Kit

550322 **Snap-A-Ray® DS Positioning Arm and Ring Kit**  
Contains each: 2-in-1 aiming ring (1), Straight arm (1), Angled arm (1)



Used with the Rinn® Snap-A-Ray® DS Positioning Arm and Ring, bisecting technique becomes paralleling technique.

Rinn® Snap-A-Ray® DS Universal Sensor Holder	Qty
550321 Snap-A-Ray® DS	1 pc.
550323 Snap-A-Ray® DS	3 pcs.
550421 Snap-A-Ray® DS Endo	1 pc.
550423 Snap-A-Ray® DS Endo	3 pcs.

## Rinn® Eezee-Grip® Digital Sensor Holder

**Save time with quick, easy set-up.**

- Accurate positioning for distortion-free radiographs
- Great for all anterior and posterior radiographs, including the third-molar region
- Patented flexible grips for patient comfort
- Autoclavable
- Fits most sensor brands



Eezee-Grip® Digital Sensor Holder	Qty
550294 Eezee-Grip® Digital Sensor Holder	3 pcs.

# Faster FMX

with just one holder.

Sliding the bitepiece along the channel enables you to take anterior, posterior and bitewing x-rays.




## Rinn® Uni-Grip® 360 Universal Sensor Holder

**84% of users found Uni-Grip® 360 to be faster.\***

The Rinn Uni-Grip® holder is designed to produce an entire full mouth series using only one holder. Sliding the bitepiece along the channels enables you to take anterior, posterior and bitewing x-rays. One per procedure is all you need.

- Easy rotating tab for posteriors, anteriors and bitewings
- Adjustable positioning range - capture more incisal or apical as needed
- Also available for Film and Phosphor Plates (UniGrip®)



### Rinn® Uni-Grip®

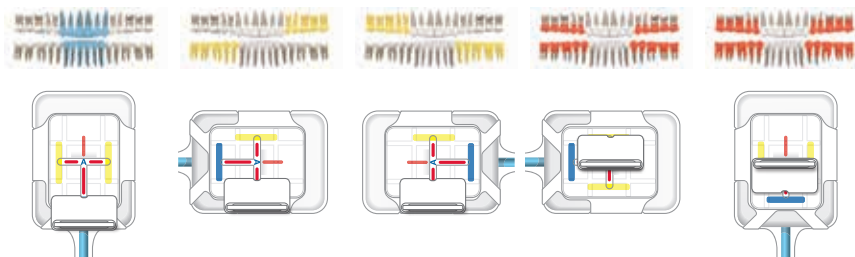
- 550052 **Uni-Grip® 360 Kit**  
Contains: 50 Uni-Grip® 360 Universal Sensor Holders, 50 Sensor Covers
- 550252 **Uni-Grip® 360 Combo Pack**  
Contains: 100 Uni-Grip® 360 Universal Sensor Holders, 100 Sensor Covers, 1 Uni-GripAR® Positioning Arm and Ring
- 550055 **Uni-Grip® Kit for Film and Phosphor Plates**  
Contains: package of 50 Uni-Grip® Film and Phosphor Plate Holders
- 550255 **Uni-Grip® Combo Kit for Film and Phosphor Plates**  
Contains: two 550055 kits, one Uni-GripAR®

### Rinn® Uni-GripAR® Positioning Arm & Ring



**Accurately align your x-ray cone with the universal Uni-GripAR® positioning arm and ring for Uni-Grip holders.**

- Color-coded for quick assembly for any position
- Autoclavable



Uni-GripAR® Positioning Arm & Ring	Qty
550100 Uni-GripAR® Positioning Arm & Ring	1 pc.

\* Data on file.





Rinn® XCP-PSP Fit™  
Phosphor Plate Envelopes with Secure Band

Envelopes with Secure Band		Qty
552714	Phosphor Plate Envelopes, Size #2	100 pcs.
552710	Phosphor Plate Envelopes, Size #0	100 pcs.
552711	Phosphor Plate Envelopes, Size #1	100 pcs.
552712	Phosphor Plate Envelopes, Size #2	200 pcs.
552713	Phosphor Plate Envelopes, Size #3	100 pcs.



Rinn® XCP-PSP Fit™  
Biteblocks



		Fits Phosphor Plate Size	Qty
<b>Anterior Thick</b>			
552730	Anterior Thick	1	2 pcs.
552731	Anterior Thick	2	2 pcs.
<b>Anterior Thin</b>			
552740	Anterior Thin	0	4 pcs.
552741	Anterior Thin	1	4 pcs.
552742	Anterior Thin	2	4 pcs.
552743	Anterior Thin	2	10 pcs.
<b>Posterior</b>			
552750	Posterior	0	4 pcs.
552751	Posterior	1	4 pcs.
552752	Posterior	2	4 pcs.
552753	Posterior	2	10 pcs.

		Fits Phosphor Plate Size	Qty
<b>Bitewing Horizontal</b>			
552760	Bitewing Horizontal	0	4 pcs.
552761	Bitewing Horizontal	1	4 pcs.
552762	Bitewing Horizontal	2	4 pcs.
552763	Bitewing Horizontal	2	10 pcs.
552764	Bitewing Horizontal	3	4 pcs.
<b>Bitewing Vertical</b>			
552770	Bitewing Vertical	2	4 pcs.
<b>Endodontic</b>			
552781	Endo Horizontal	2	4 pcs.
552790	Endo Vertical	1	4 pcs.
552791	Endo Vertical	2	4 pcs.



Rinn® XCP-ORA®  
One Ring & Arm Positioning System



Rinn® XCP-ORA® Ring & Arm		Qty
550771	XCP-ORA® Arm & Ring	1 pc.
550772	XCP-ORA® Arm & Ring	2 pcs.
550773	XCP-ORA® Ring	1 pc.
550774	XCP-ORA® Arm	1 pc.

Rinn® XCP®  
Aiming Ring & Arm



Rinn® XCP® Endo Arm & Ring		Qty
550597	Endo Arm (No pins)	1 pc.
550598	Endo Ring (Green)	1 pc.

Rinn® XCP-PSP Fit® Kits  
Phosphor Plate Holder System



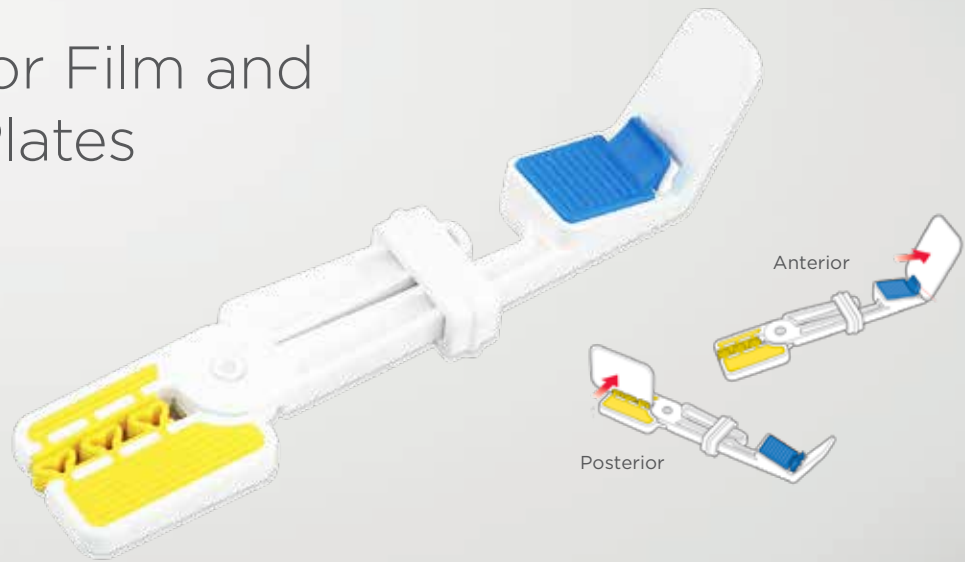
Rinn® XCP-PSP Fit® Kits	
552700	<b>Complete Size 0 Solution Kit</b> Contains: Envelopes #0 (100), Anterior Thin #0 (4), Posterior #0 (4), Bitewing Hor. #0 (4), ORA Ring & Arm (1)
552701	<b>Complete Size 1 Solution Kit</b> Contains: Envelopes #1 (100), Anterior Thick #1 (2), Anterior Thin #1 (4), Posterior #1 (4), Bitewing Hor. #1 (4), ORA Ring & Arm (1)
552702	<b>Complete Size 2 Solution Kit</b> Contains: Envelopes #2 (100), Anterior Thick #2 (2), Anterior Thin #2 (8), Posterior #2 (8), Bitewing Hor. #2 (8), ORA Ring & Arm (1)

Rinn® XCP-PSP Fit™  
Phosphor Plate Holder System for Endo



Rinn® XCP-PSP Fit™	
552703	<b>Complete Endo Kit</b> Contains: Envelopes #1 (100), Envelopes #2 (100), Endo Vert. #2 (4), Endo Hor. #2 (4), Endo Vert. #1 (4), XCP Endo Arm (1), XCP Endo Ring (1)

# Bisecting for Film and Phosphor Plates



## Rinn® Snap-A-Ray® Film & Phosphor Plate Holder

The next generation of the famous Snap-A-Ray® Film Holder.

- Angled anterior bite area and backing plate take the guesswork out of bisecting angle radiographs
- Cushioned media grips hold film and phosphor plates securely without damaging the media
- Cushioned bite areas enhance patient comfort
- Media can be angled for hard-to-reach areas
- Autoclavable

Snap-A-Ray® Xtra Film & Phosphor Plate Holder		Qty
540501	Snap-A-Ray® Xtra Film & Phosphor Plate Holder	1 pc.
540503	Snap-A-Ray® Xtra Film & Phosphor Plate Holder	3 pcs.

## Rinn® Flip-Ray® Universal Film & Phosphor Plate Holder

Flip media holder from horizontal to vertical!

- Adjustable ring and media holder easily flip
- Orientations to change quadrants fast one holder for horizontal and vertical periapicals
- Accommodates size 0, 1, and 2 film and phosphor plates
- Available with adult size or smaller, pedo size media holder
- Autoclavable

Rinn® Flip-Ray®		Qty
552600	Flip-Ray® Complete Kit: 2 Flip-Ray PA (1 Adult, 1 Pedo) and 2 Flip-Ray BW	4 pcs.
552601	Flip-Ray® PA, Pedo	4 pcs.
552602	Flip-Ray® PA, Adult	4 pcs.
552603	Flip-Ray® BW Universal Bitewing Holder	5 pcs.



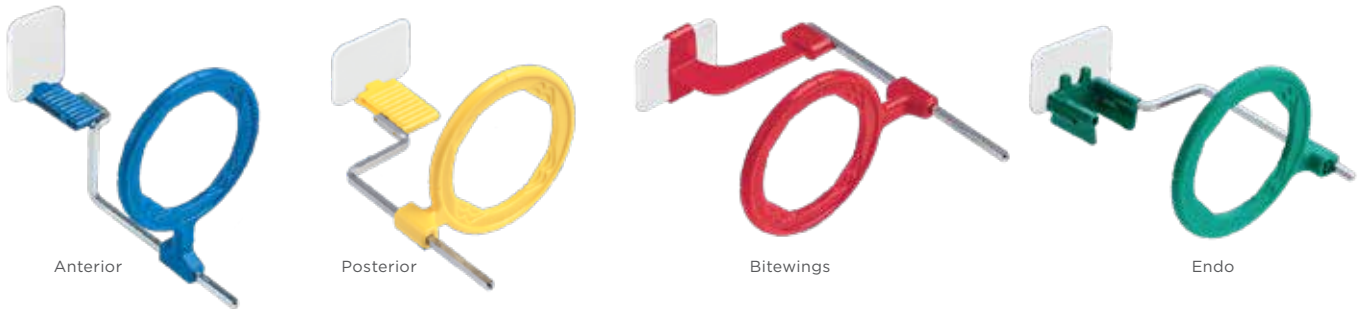
Rinn® Flip-Ray® PA  
for Anterior and Posterior



Rinn® Flip-Ray® BW  
for Bitewings

# Rinn® XCP® Holder System

Recommended for Film



Rinn® XCP® Kits	
542001	<b>XCP® Evolution 2000 Kit Anterior, Posterior and Bitewings</b> Contains: Anterior (4), Posterior (8), Bitewing Size #0 & #1, hor. (1), Bitewing Size #1, vert. (1), Bitewings Size #2, hor. (2), Bitewings Size #2, vert. (1), Positioning Arms & Rings: Anterior (1), Posterior (2), Bitewing (1), Positioning Poster (1)
542003	<b>XCP® Evolution 2000 Kit Complete Kit (incl. Endo)</b> Contains: all components of 542001 as well as Positioning Arm Endo (1), Positioning Ring Endo (1), Biteblocks Endo (4)
542045	<b>XCP® Endo Kit</b> Contains: XCP® Positioning Arm Endo (1), XCP® Positioning Ring Endo (1), XCP® Biteblocks Endo (3)

XCP® Biteblocks		Qty
540861	Anterior	25 pcs.
540862	Posterior	25 pcs.
540929	Bitewings Size #2, Horizontal	6 pcs.
540931	Bitewings Size #3, Horizontal	6 pcs.
540935	Endo	3 pcs.

XCP® Positioning Arms		Qty
540857	Anterior	1 pc.
540858	Posterior	1 pc.
540927	Bitewings	1 pc.
550597	Endo (No pins)	1 pc.

XCP® Positioning Rings		Qty
540865	Anterior	1 pc.
540860	Posterior	1 pc.
540934	Bitewings	1 pc.
550598	Endo	1 pc.

## EndoRay® II Film Holder

**Prevent cone cutting with precise angulation and alignment of film to x-ray cone. Fits over files, clamps and rubber dams.**


- Use for endodontic radiography without touching the subject tooth
- Use with #1 or #2 film and PSP plates
- Autoclavable

EndoRay® II	Qty
540303 EndoRay® II	2 pcs.



## Rinn® XCP-ORA® Complete Kit for Film

Rinn® XCP-ORA®	
542071	<b>XCP-ORA® Complete Kit for Film (no endo included)</b> Contains: 72 Biteblocks - Anterior (20) Posterior (20) Bitewings Size #0 & #1, Horizontal (10) Bitewings Size #1, Vertical (6) Bitewings Size #2, Horizontal (10) Bitewings Size #2, Vertical (6) ORA® Ring & Arm (1) Positioning Poster (1)



# Disposable Biteblocks

## Rinn® XCP® Disposable Biteblock

- To be used with with Rinn® XCP® system
- For Size 0, 1 or 2 film
- Break off front section for pedo applications



Rinn® XCP® Disposable Biteblocks	Qty
540870 Rinn® XCP® Disposable Biteblocks (36 boxes/case)	100 pcs.

# Small Equipment

## Rinn® Universal Collimator

- Reduce patient radiation exposure
- Fits with most of the round and rectangular x-ray tubes



Rinn® Universal Collimator	Qty
540853 Rinn® Universal Collimator	1 pc.

For more information visit [www.dentsplysirona.com](http://www.dentsplysirona.com).

Find us on  [www.facebook.com/dentsplysirona.preventive](https://www.facebook.com/dentsplysirona.preventive)

RIN08-0619-1  
© Dentsply Sirona 2019