



Post-treatment image from  
Sonia Chopra, DDS Charlotte, North Carolina, USA.

**MAILLEFER**

ProTaper Gold®

A picture  
is worth a  
thousand  
words

## The Team behind the Practice-Changing Magic of ProTaper Gold



There is someone smarter than any of us, and that is all of us.

“Throughout our 25 year collaboration with Dentsply Sirona, the challenge is... How do we improve upon the most popular sold file in the world?”

**Make dentists predictably successful every day.**

With ProTaper Gold, you meet the challenge of root canal anatomy with confidence, consistency and fun.”

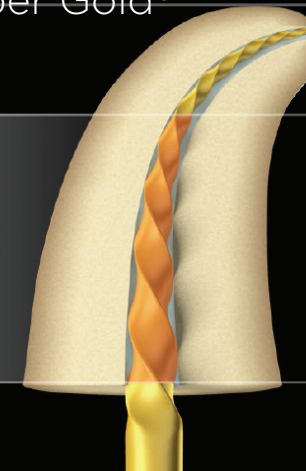
The ProTaper Gold Design Team

## The ProTaper Gold advantage Shapers & Finishers

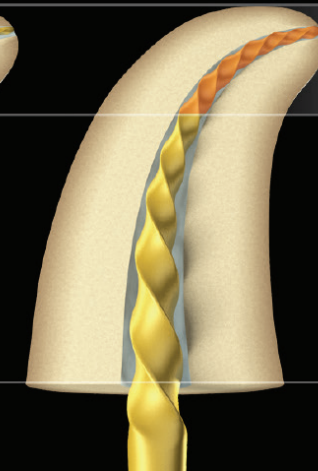
**MAILLEFER**

ProTaper Gold®

**Shapers**



**Finishers**



*“ProTaper is the file system that allows you to increase the terminal diameter and apical 1/3 taper without overpreparing the body of the same canal.”*

The ProTaper Gold Design Team



**Shaping files**

pre-enlarge the body of any given canal and are used with the same familiar out-stroke motion.

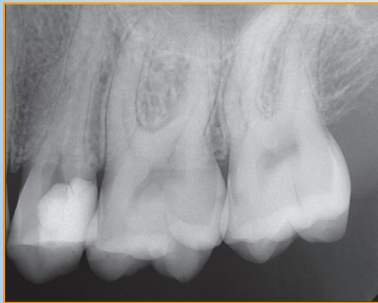


**Finishing files**

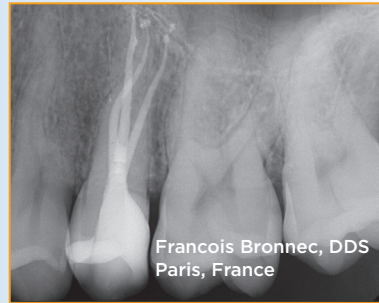
predictably prep the apical one-third and blend the deep shape into the body of the canal.

# Trusted performance in all anatomical situations

Pre-treatment



Post-treatment



Pre-treatment



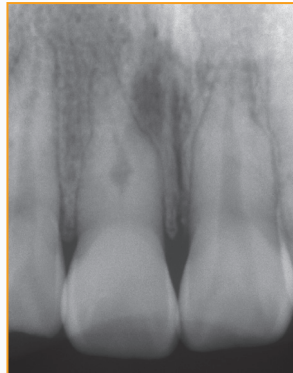
Post-treatment



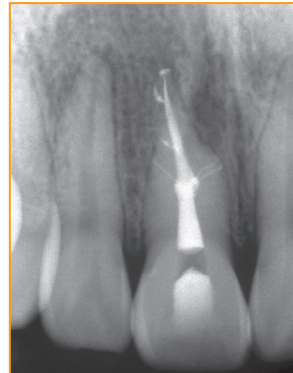
*"Shape technology allows you to 3D clean and fill root canal systems, regardless of the canals length, diameter, or curvature."*

The ProTaper Gold Design Team

Pre-treatment



Post-treatment



## Designer Team tips

### TIP#1

#### **SOFT TOUCH**

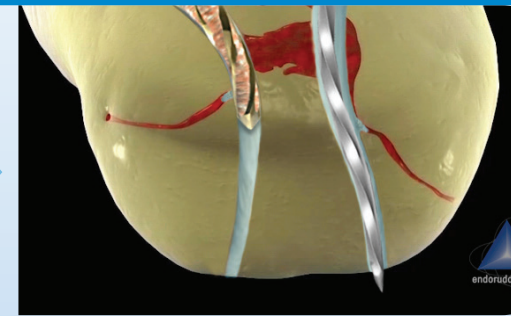
Never push. Always passive!



### TIP#2

#### **IRRIGATE, VERIFY PATENCY, CLEAN FILE, RE-IRRIGATE**

When a file fails to advance, withdraw and remember this: always irrigate, verify patency, and re-irrigate. Upon reinsertion, the file will advance deeper.



### TIP#3

#### **FAVORITE FINISHING CRITERIA**

The shape is complete when there is visual evidence of dentin in the apical flutes of the file.






# EndoActivator. Safe. Effective. Simple.

The **EndoActivator** is designed to safely and vigorously energize intracanal irrigants in a cost effective manner.



"After creating a root-appropriate shape, I systematically use the EndoActivator to promote cleaning root canal systems."



## Three studies on the EndoActivator

- 1** Assessment of Irrigant Activation Efficiency in the Apical Third of Curved Canals: A Scanning Electron Microscope Study  
*Caron G, Machtou P, et al; J Endod 36:8, pp. 1361-1366, 2010*
- 2** The Efficacy of Supplementary Sonic Irrigation Using the EndoActivator System Determined by Removal of a Collagen Film From an Ex Vivo Model  
*G Bryce, N MacBeth, K Gulabivala, Y-L Ng; Int Endod J. 2018 Apr;51(4):489-497. doi: 10.1111/iej.12870. Epub 2017 Dec 13*
- 3** A quantitative and qualitative analysis of ultrasonic versus sonic endodontic systems on canal cleanliness and obturation  
*Kanter V, Weldon E, Pileggi R, et al; Oral Surg, Oral Med, Oral Pathol, Oral Radiol, J Endod 112:6, pp. 809-813, 2011*

## BEYOND PRODUCTS

DentsplySirona and partner clinicians continuously invest in endodontic education in order to teach and inspire best practices.



**Transferable Skills**



**Focused**



**You Can Do It!**

**MAILLEFER**  
ProTaper Gold®