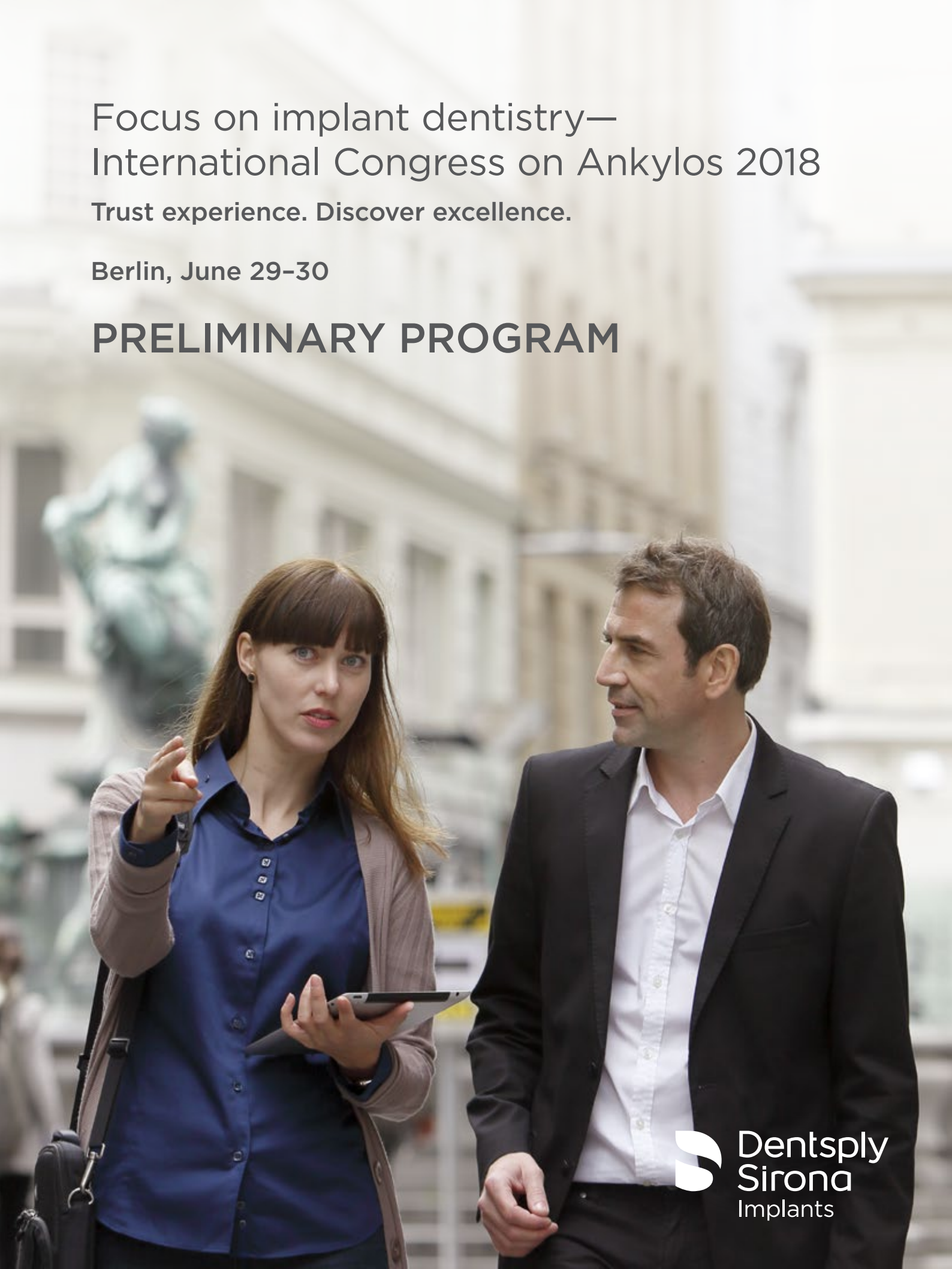


Focus on implant dentistry— International Congress on Ankylos 2018

Trust experience. Discover excellence.

Berlin, June 29–30

PRELIMINARY PROGRAM



 **Dentsply
Sirona**
Implants

There is no shortcut to excellence

Continuing in the spirit of inspiration, knowledge and confidence, driven by enhanced quality of life for patients, we are proud to host and welcome dental professionals from all over the world to Focus on implant dentistry—International Congress on Ankylos 2018.

On June 29–30, 2018, we welcome the implant dentistry community with a special interest in the Ankylos implant system to the Estrel Congress Center in Berlin, Germany. This trendy and dynamic city is the perfect place to illustrate how we can take implant dentistry and Ankylos further.

You will experience not only a familiar feeling but also excitement and a vision of the Ankylos implant system brand and its future in clinics worldwide. Taking into

account the 33 years of long-term, proven success of Ankylos, as well as a vision of a modern protocol and bright future, we promise that you will trust experience and discover excellence.

The congress program will include a scientific lecture program featuring renowned international speakers as well as a variety of focus sessions, a poster and video competition, and a hub with products and solutions from the comprehensive Dentsply Sirona portfolio.

Registration fees:

PROGRAM

Clinician	€ 399
Resident / Post grad student*	€ 299
Student*	€ 199

FOCUS SESSION

Lecture	€ 49
Hands-on	€ 99

EVENING EVENT	€ 125
---------------------	-------

All fees exclude 19% German VAT

*With appropriate proof

“Implant dentistry is based on clinical experience, manual skills and new scientific insights that enable new treatment protocols and overcoming challenges, and ultimately a long-term contribution to oral health. In Berlin, you will experience all this for a successful future with Ankylos.”





Scientific Chairman
Dr. Paul Weigl
University of Frankfurt am Main

See you in Berlin, June 29–30, 2018





For more details and the latest information on registration, program and faculty, visit ankyloscongress.com

CONGRESS PROGRAM FRIDAY JUNE 29

12.00-13.00	Get-together Inspiration Hub Poster & Video Gallery	
13.00-13.10	Opening ceremony	
13.10-13.30	Implant therapy and the virtual patient	
13.30-15.00	PLENARY SESSION 1 Based on evidence, proven by experience—state-of-the-art implant design	
15.00-15.45	Coffee break Inspiration Hub Poster & Video Gallery	
15.45-17.30	PLENARY SESSION 2 From WHAT we do to WHY we do it—patient-focused implant dentistry	
17.30-18.00	Inspiration Hub Poster & Video Gallery	

CONGRESS PROGRAM SATURDAY JUNE 30

08.30-09.00	Inspiration Hub Poster & Video Gallery	
09.00-10.30	PLENARY SESSION 3 Getting ready for long-term success— handling of the peri-implant tissue	
08.30-10.30	FOCUS SESSIONS	
10.30-11.15	Coffee break Inspiration Hub Poster & Video Gallery	
11.15-12.45	PLENARY SESSION 4 The esthetic zone—tissue augmentation vs. minimally invasive protocols	
12.45-13.45	Lunch break Inspiration Hub Poster & Video Gallery	
13.45-15.15	PLENARY SESSION 5 Striving for excellence—the dental implant clinic today and in the future	
13.15-15.15	FOCUS SESSIONS	
15.15-15.35	Why digital? Why now?	
15.35-15.45	Closing ceremony	
15.45-16.00	Inspiration Hub Poster & Video Gallery	

Congress language is English, with simultaneous translation to German.

SCIENTIFIC PROGRAM JUNE 29

13.10–13.30 OPENING

Implant therapy and the virtual patient

Today's imaging techniques allow for an excellent 3D representation of oral tissues and the ability to generate a so-called virtual patient. Implant treatment is planned and simulated with appropriate software, making the therapy on the real patient safer and, due to pre-produced, patient-specific components, faster than conventional protocols.

13.30–15.00 PLENARY SESSION 1

Based on evidence, proven by experience— state-of-the-art implant design

The true value of an implant system becomes apparent with time. For more than three decades, Ankylos with its TissueCare Concept has stood for long-term hard and soft tissue stability and excellent esthetics in almost all indications and loading protocols. Let's look at the documented clinical effectiveness of this visionary implant design concept, which once set a trend in implant dentistry, and why it is even more relevant today considering increased patient expectations.

15.45–17.30 PLENARY SESSION 2

From WHAT we do to WHY we do it— patient-focused implant dentistry

For patients, getting a dental implant is a decision for life. With a variety of proven treatment concepts and smart protocols available today, dental professionals have the freedom to "think implant treatment" from a patient perspective, taking into account specific needs and personal circumstances. A panel of experienced clinicians discuss how to meet the needs of informed patients, younger patients, elderly patients, and last but not least, the role of the virtual patient.

The program is subject to change.
For the latest updates, visit ankyloscongress.com

SCIENTIFIC PROGRAM JUNE 30

9.00-10.30 PLENARY SESSION 3

Getting ready for long-term success— handling of the peri-implant tissue

The transition zone plays a major role in esthetic success. The specific Ankylos implant-abutment connection favors stable soft tissue sealing, which is key for peri-implant bone maintenance. Surgical and prosthetic protocols for shaping long-term, stable peri-implant tissue conditions are presented, including the handling of compromised situations.

11.15-12.45 PLENARY SESSION 4

The esthetic zone— tissue augmentation vs. minimally invasive protocols

With the advancement of implant dentistry, more and more treatment solutions and minimally invasive protocols have been introduced to avoid augmentation in cases of reduced bone volume or defects. However, the moment of truth comes with the demand for perfect esthetics. Bone augmentation and/or soft tissue graft? One-stage or two-stage surgery? How to prevent failures and complications? Let's follow the decision-making process of experienced clinicians.

13.45-15.15 PLENARY SESSION 5

Striving for excellence— the dental implant clinic today and in the future

With a proven and well-documented implant system, you have a great foundation for excellence. But achieving true excellence sometimes requires processes adjustments today. With new digital opportunities and immediate restoration concepts comes a new kind of teamwork, and with an increased patient focus comes the need for more customer orientation.

15.15-15.35 CLOSING

Why digital? Why now?

Surgeons, referrers and dental technicians are always challenged by the question of when, what and how much digital technology to use for implant-based therapies. Due to continuous, shorter innovation cycles, only non-biased information and lifelong education can help answer these recurring questions. There is no better time than now to learn more about digital technologies and the future.

FOCUS SESSIONS JUNE 30

Joining a focus session is one of the best ways to explore treatment options, discover new techniques and increase your skills. We offer two-hour workshops, lecture and hands-on, that provide great opportunities to broaden and deepen your knowledge on topics relevant to your daily work. The small group format—most sessions are limited to 20–25 participants—allows for a focused learning experience together with your peers.


Book your focus sessions, for an additional fee, when registering for the congress.

8.30–10.30

Connect to the future with the digital clinic-to-laboratory implant workflow

Michał Nawrocki, Poland

For implant professionals who plan to work more digitally.

 Hands-on

Better, safer, faster—the digital chairside implant workflow

Gerhard Werling, Germany

For prosthodontists and general practitioners who prefer to restore implants chairside.

 Hands-on

Managing surgical complications

Puria Parvini, Germany


For experienced surgeons.

Lecture

Update on advanced augmentation techniques

Frank Zastrow, Germany

For experienced surgeons.

 Hands-on

The Atlantis Conus concept—friction-retained restoration of edentulous patients goes digital

Silvia Brandt, Germany

For prosthodontists, general practitioners and dental technicians.

Lecture with demo

The SynCone concept—stable yet removable immediate restoration for edentulous patients

Frank Maier, Germany

For experienced clinicians offering both surgery and prosthetics.

Lecture with demo

With a little help from my friends—make your implant practice successful

Anthony Bendkowski, United Kingdom

For clinicians looking into developing their business.

Lecture

All focus sessions are held in English.

The program is subject to change.

For the latest updates, visit ankyloscongress.com

13.15–15.15

Atlantis CustomBase solution on Ankylos—introducing the angulated screw access

Steven Campbell and Martin Wanendeya, United Kingdom


For prosthodontists, general practitioners and dental technicians.

Lecture

Immediate Smile for better, safer and faster patient restorations

Alexander Fischer, Germany

For clinicians with first experience starting with guided surgery.

 Hands-on

Focus on suturing techniques

Stefan Hassfeld, Germany

For experienced clinicians with surgical focus.

 Hands-on

The SmartFix concept—smart solution for immediate restorations of the edentulous jaw

Steffen Kistler, Germany


For experienced clinicians with surgical focus.

Lecture

The WeldOne concept—facilitating stable and durable chairside solutions

Marco Degidi, Italy


For experienced clinicians offering both surgery and prosthetics.

 Hands-on

The Ankylos TissueCare Concept and surgical basics

Marco Schwan, Switzerland

For beginners with the Ankylos system, all levels of expertise.

 Hands-on

Practical workshop on clinical photography

Grzegorz Wasiluk, Poland

For beginners, upcoming speakers and clinicians who want to improve documentation.

Practical training with your own camera.

 Hands-on

FACULTY

Dentsply Sirona Implants is proud to feature renowned international speakers that are committed to scientific evidence and clinical experience.

Marek Adwent, *Poland*

Anthony Bendkowski,
United Kingdom

Anne Benhamou, *France*

Silvia Brandt, *Germany*

Steven Campbell,
United Kingdom

Greg Chen, *China*

Ernest Cholakis, *Canada*

Marcus Dagnelid, *Sweden*

Marco Degidi, *Italy*

Alexander Fischer, *Germany*

Peter Gehrke, *Germany*

Barry Goldenberg, *USA*

Thomas Hanser, *Germany*

Stefan Hassfeld, *Germany*

Pablo Hess, *Germany*

Natasha Ihan Hren, *Slovenia*

Steffen Kistler, *Germany*

Ye Lin, *China*

Mark Ludlow, *USA*

Frank Maier, *Germany*

Valdir Muglia, *Brazil*

Michal Nawrocki, *Poland*

Puria Parvini, *Germany*

Sven Rinke, *Germany*

Thierry Rouach, *France*

Marco Schwan, *Switzerland*

Georgia Trimpou, *Germany*

Martin Wanendeya,
United Kingdom

Grzegorz Wasiluk, *Poland*

Paul Weigl, *Germany*

Dietmar Weng, *Germany*

Gerhard Werling, *Germany*

Frank Zastrow, *Germany*



POSTER & VIDEO AWARDS

Scientific and clinical documentation posters are an inspirational part of any congress. We welcome implant professionals and researchers to submit their posters and short video clips for the poster and video awards in three categories: Clinical Application, Long-term Documentation and Research, and Video. The posters and videos will be showcased at the congress in a digital poster and video gallery.



INSPIRATION HUB

Delivering the best results to implant patients require products and treatment concepts that offer you the freedom to create long-lasting, individualized solutions. Learn more about the latest products, innovative solutions and Dentsply Sirona digital implant workflows at the Inspiration Hub exhibition area. Network with peers and friends, trust experience and discover excellence.

EVENING EVENT

Join us for a dinner buffet and live entertainment with the "Stars in Concert" band, honoring some of the world's greatest music legends—the party begins on the dance floor.

The winners of the Poster & Video Awards will be presented during the evening.

Friday, June 29, 20.00–01.00



Join us to experience the dynamic and powerful synergy of people, science and clinical practice.

Stay up-to-date on the latest news and register for the congress:

ankyloscongress.com



THE DENTAL
SOLUTIONS
COMPANY™

 **Dentsply
Sirona**