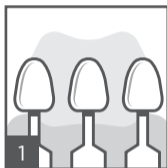


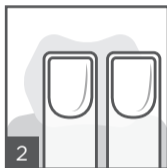
Spectra ST¹

Universal Composite Restorative



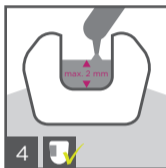
Shade selection

Use the VITA^{®2} Shade Guide and i-shade label or the Spectra ST shade fingers.



Conditioning and/or bonding

Apply acid conditioner followed by adhesive or self-etching adhesive. Consult directions for use.



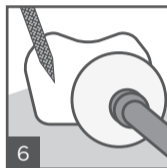
Placement of restorative

Place increments of a maximum of 2 mm.



Light-curing

Light-cure each increment according to provided curing chart.



Finishing and polishing

Shape and contour, finish and polish (e.g. with Enhance[®] Finishing System and Enhance[®] PoGo[®] Polishing System).

¹ Spectra ST is available as TPH Spectra[®] ST in North America, Ceram.x Spectra[™] ST in the EU, Australia, New Zealand and as Neo Spectra[™] ST in the rest of the world.

² VITA[®] is not a registered trademark of Dentsply Sirona, Inc.



Caution, consult directions for use

Spectra ST¹

Universal Composite Restorative






Shades available

Spectra ST

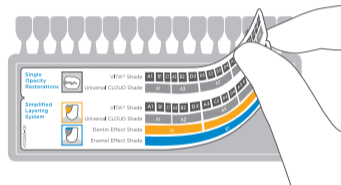
Universal CLOUD shades:
A1, A2, A3, A3.5, A4

Additional shade:
BW (Bleach White)

Curing Chart


| Shade |  mW/cm ² |  sec |  mm |
|--------|---|--|---|
| A1- A4 | ≥ 550 | 20 | 2 |
| BW | ≥ 800 | 10 | |

i-shade label



Stick i-shade label to VITA^{®2} Shade Guide

Shade Guide

| | | | | | | | | | | | | | | | | | | | |
|--|--------------------------|----|----|----|----|----|----|----|----|----|------|------|----|----|----|----|----|---|----------------------|
|  | VITA ^{®2} Shade | A1 | B1 | C1 | A2 | B2 | D2 | A3 | C2 | D3 | D4 | A3.5 | B3 | B4 | C3 | A4 | C4 | + | BW (Bleach White) |
| | Universal CLOUD Shade | A1 | | | A2 | | | A3 | | | A3.5 | | | A4 | | | | | |